

TRIPLE ROLLER TUBE PAVERS

TRTP265



PARTS & DECALS MANUAL

Manual Part #: 076279P | Revision: A
Language: English | Original Instructions



ALLEN
CONCRETE PAVERS

NOTICE

This manual, or a copy of it, must be kept with the machine at all times.
There is a manual storage container located on the machine for your convenience.

TRIPLE ROLLER TUBE PAVER

PARTS & DECALS MANUAL

This manual covers the Triple Roller Tube Paver (TRTP) models listed below:

Part No.	Description
075449	ASSY, 265 12' TRTP GANG VIBRATION
075450	ASSY, 265 14' TRTP GANG VIBRATION
075451	ASSY, 265 16' TRTP GANG VIBRATION
075452	ASSY, 265 18' TRTP GANG VIBRATION
075453	ASSY, 265 20' TRTP GANG VIBRATION
075454	ASSY, 265 22' TRTP GANG VIBRATION
075455	ASSY, 265 24' TRTP GANG VIBRATION
075456	ASSY, 265 26' TRTP GANG VIBRATION
075457	ASSY, 265 28' TRTP GANG VIBRATION
075458	ASSY, 265 30' TRTP GANG VIBRATION
075459	ASSY, 265 32' TRTP GANG VIBRATION
075460	ASSY, 265 34' TRTP GANG VIBRATION

For more information regarding the following, please see “265 Triple Roller Tube Paver Safety & Operations Manual”

- Warranty information
- Dealer information
- How to identify the model/serial numbers on the machine
- Technical specifications

Table of Contents

Sect No.	Title	Page
	Table of Contents	4
SECTION 1	PARTS	5
	Factory Service Information	6
	Replacement Parts Procedure.....	7
	General Arrangement Example.....	8
	Roller Tubes & Counter Balance Tubes	10
	TRTP265 Kits.....	11
	Hyd. Expansion Kits and E-Stop Harness, 14' to 30'	12
	General Arrangement - Motor End	14
	Engine Assembly	18
	Fuel Tank Assembly.....	20
	Hydraulic Tank Assembly.....	21
	General Arrangement - Idle End.....	22
	Assembly, 6' Frame Section	24
	Assembly, 5' Frame Section	26
	Assembly, 4' Frame Section	28
	Assembly, 3' Frame Section	30
	Assembly, 2' Frame Section	32
	Assembly, 1' Frame Section	34
	Assembly, 6' Motor End Walkway	36
	Assembly, 6' Idle End Walkway	37
	Assembly, 2' Walkway.....	38
	Assembly, 4' Walkway.....	39
	Assembly, 5' Walkway.....	40
	Assembly, 6' Walkway.....	41
	Assembly, 12' Spray Bar Illustration	42
	Spray Bar Parts List.....	43
	Assembly, Water Spray.....	44
	Assembly, 6' Scraper Illustration.....	46
	Scraper Parts List.....	47
	Assembly, 18' Gang Vibration Illustration.....	48
	Assembly, LH Gang Lift.....	50
	Assembly, RH Gang Lift	52
	Assembly, LH Center Gang Lift	54
	Assembly, RH Center Gang Lift.....	55
	Assembly, 4 Bank Vibrator Gang.....	56
	Assembly, 5 Bank Vibrator Gang.....	58
	Assembly, 6 Bank Vibrator Gang.....	60
	Assembly, 7 Bank Vibrator Gang.....	62
	Hydraulic Schematic Example, 32'-34'	64
	Hydraulic Schematic for 18 to 30 ft	68
	Hydraulic Schematic for 12 to 16 ft	72
	Harness, 23' Gang TRTP Strobe Light	76
SECTION 2	DECALS	78
	Decals, TRTP 265	79
	Revision Details	83

SECTION 1: PARTS

SECTION 1 PARTS

Factory Service Information

This section contains illustrated drawings and parts list for help in identifying and/or ordering replacement parts for your machine. Follow the instructions in the Replacement Parts Procedure section of this manual when ordering replacement parts to insure prompt and accurate delivery.

The Right Hand (RH) and/or Left Hand (LH) orientations are defined from the operator's point of view when standing on the machine's operator platform.

NOTE

All set screws have blue (LOC-TITE™) applied at the factory. If set screw is removed or loosened for any reason re-apply blue (LOC-TITE™).

NOTE

All grease fittings are capped with CAP PLUG GC-5 (AEC PN 015692) to protect the fitting. If cap becomes missing or damaged replace it as soon as possible.

NOTE

Anti-Seize is applied at the factory to all drive line coupling, gear box main and counter shafts and pitch control threaded rod assemblies. If these parts are disassembled re-apply a light coat of a graphite based anti-seize.

We recommend AEC quality replacement parts, these are available from the AEC Customer Service Department or your nearest AEC Dealer.

Part numbers are subject to change without notice. Part numbers might be different outside of the United States of America. Use part numbers listed in the applicable parts list table when you place your order. If a part number changes, the AEC Customer Service Department or your nearest AEC dealer will have the latest part number for the replacement part.

Remember when you order replacement parts, you will need your model number and serial number. These are the numbers that you have recorded in the UNIT ID section of this manual. Please order replacement parts by the appropriate part number, not the key number.

This manual contains an illustrated parts list for help in ordering replacement parts for your machine. Follow the instructions below when ordering parts to insure prompt and accurate delivery:

1. All orders for service parts must include the serial number for the machine. Shipment will be delayed if this information is not available.
2. Include the correct description and part number from Parts Section 1.
3. Specify exact shipping instructions, including the preferred routing and complete destination address
4. DO NOT return parts to AEC without receiving written authorization from AEC. All authorized returns must be shipped pre-paid.
5. When placing an order please contact the AEC dealer nearest to you.

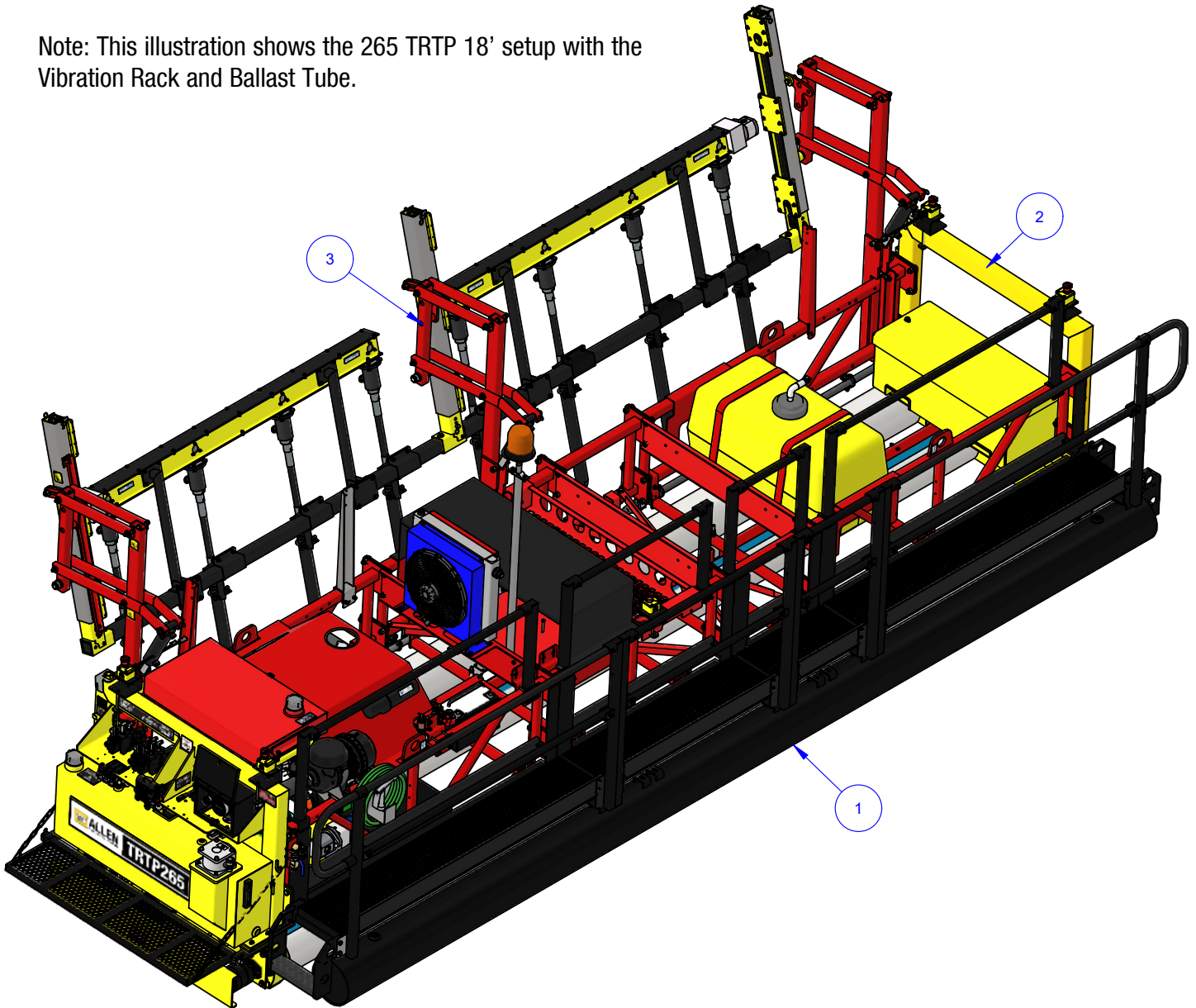


All information, specifications, and illustrations in this manual are subject to change without notice and are based on the latest information at the time of publication.

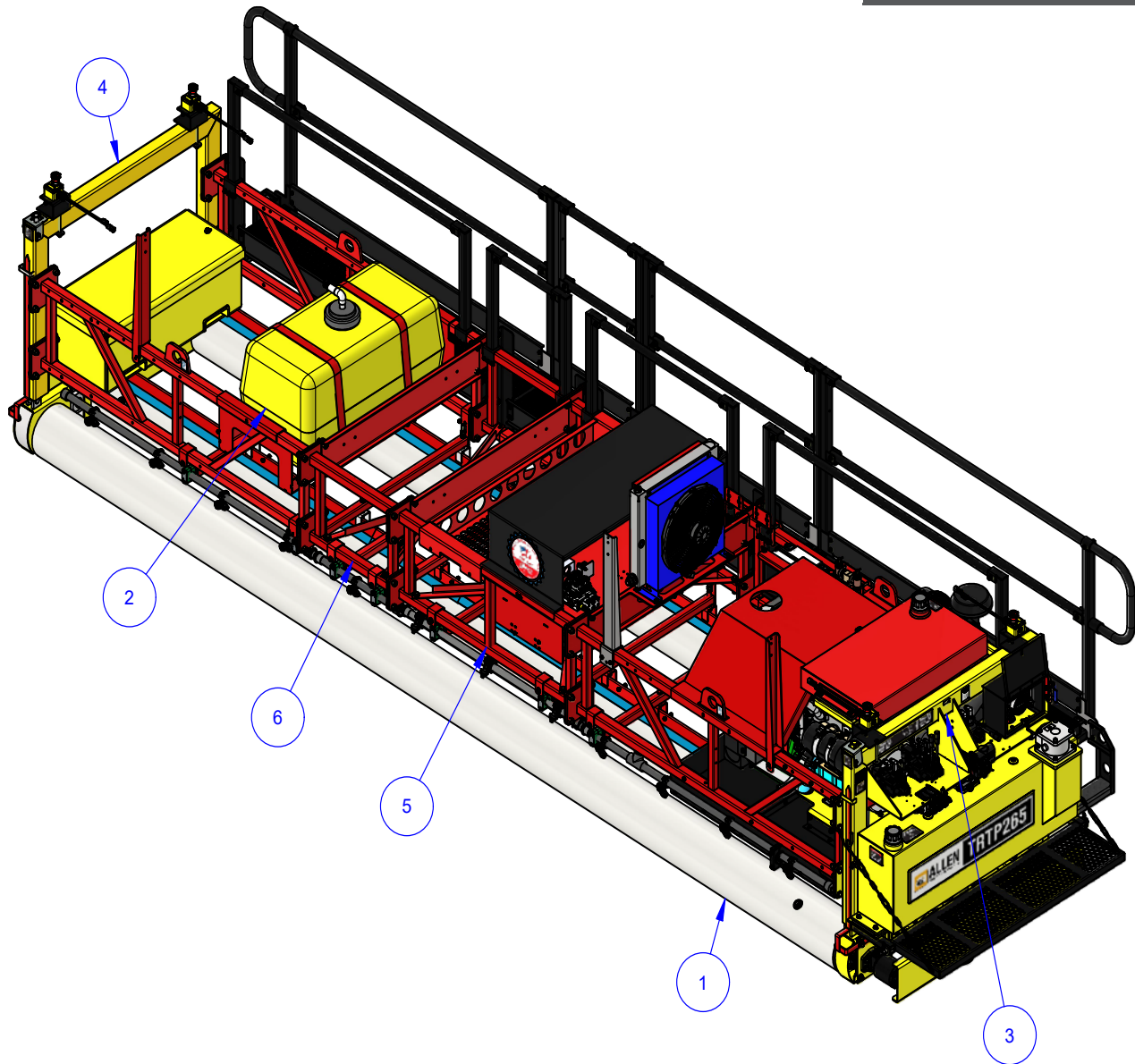
SECTION 1 PARTS

General Arrangement Example

Note: This illustration shows the 265 TRTP 18' setup with the Vibration Rack and Ballast Tube.



ITEM	PART #	DESCRIPTION	QTY
-	075452	ASSEMBLY, 18' SETUP	-
1	034003-18	BALLAST TUBE	1
2	075878	SUB-ASSEMBLY, 18' 265 GANG TRTP	1
3	075603	ASSEMBLY, 18' GANG VIBRATION RACK	1
-	077710	KIT, HYDRAULIC COMPONENTS	1
-	075889	KIT, 265TRTP DECAL	1
-	076194	HARNESS, 23' 265TRTP STROBE LIGHT	1
-	076207	KIT, 265TRTP FITTINGS	1
-	076212	KIT, 265TRTP HOSE	1
-	078484	KIT, E-STOP HARNESS ASSEMBLY 18'	1



ITEM	PART #	DESCRIPTION	QTY
-	075878	SUB-ASSEMBLY, 18' SET UP	-
1	028319-18	10" TUBE	3
2	073446	ASSEMBLY, WATER SPRAY	1
3	075461	ASSEMBLY, MOTOR END	1
4	075511	ASSEMBLY, IDLE END	1
5	075533	ASSEMBLY, 4' FRAME SECTION	1
6	075535	ASSEMBLY, 2' FRAME SECTION	1

Note: For machine lengths 26' to 34', part 076199 (Plate, spacer F/ 265TRTP) will need to be used. QTY of 4 per. The spacer's placement varies depending on machine length, but should be placed near the center of the machine.

**SECTION 1
PARTS**

Roller Tubes & Counter Balance Tubes

TRTP ROLLER TUBES		
PART #	DESCRIPTION	QTY
028319-12	TUBE, TRTP 10" X 12'	3
028319-14	TUBE, TRTP 10" X 14'	3
028319-16	TUBE, TRTP 10" X 16'	3
028319-18	TUBE, TRTP 10" X 18'	3
028319-20	TUBE, TRTP 10" X 20'	3
028319-22	TUBE, TRTP 10" X 22'	3
028319-24	TUBE, TRTP 10" X 24'	3
028319-26	TUBE, TRTP 10" X 26'	3
028319-28	TUBE, TRTP 10" X 28'	3
028319-30	TUBE, TRTP 10" X 30'	3
028319-32	TUBE, TRTP 10" X 32'	3
028319-34	TUBE, TRTP 10" X 34'	3

TRTP COUNTER BALANCE TUBES		
PART #	DESCRIPTION	QTY
034003-12	COUNTER BALANCE TUBE, 12'	1
034003-14	COUNTER BALANCE TUBE, 14'	1
034003-16	COUNTER BALANCE TUBE, 16'	1
034003-18	COUNTER BALANCE TUBE, 18'	1
034003-20	COUNTER BALANCE TUBE, 20'	1
034003-22	COUNTER BALANCE TUBE, 22'	2
034003-24	COUNTER BALANCE TUBE, 24'	2
034003-26	COUNTER BALANCE TUBE, 26'	2
034003-28	COUNTER BALANCE TUBE, 28'	2
034003-30	COUNTER BALANCE TUBE, 30'	2
034003-32	COUNTER BALANCE TUBE, 32'	2
034003-34	COUNTER BALANCE TUBE, 34'	2

265TRTP KITS 12' TO 16'		
PART #	DESCRIPTION	QTY
075580	KIT, 265 GANG TRTP COMPONENT 12'-16'	1
075889	KIT, 265 TRTP DECAL	1
076194	HARNESS, GANG TRTP W/ STROBE LIGHT	1
076207	KIT, 265 GANG TRTP FITTING	1
076212	KIT, 265 GANG BASE TRTP HOSE 12'-16'	1

265TRTP KITS 18' TO 30'		
PART #	DESCRIPTION	QTY
075889	KIT, 265 TRTP DECAL	1
076194	HARNESS, GANG TRTP W/ STROBE LIGHT	1
077710	KIT, 265 GANG TRTP COMPONENT 18'-30'	1
077716	KIT, 265 GANG BASE TRTP HOSE 18'-30'	1
077717	KIT, 265 GANG TRTP FITTING 18'-30'	1

265TRTP KITS 32' TO 34'		
PART #	DESCRIPTION	QTY
075889	KIT, 265 TRTP DECAL	1
076194	HARNESS, GANG TRTP W/ STROBE LIGHT	1
077987	KIT, 265 TRTP COMPONENTS FOR 32'-34'	1
077988	KIT, 265 FITTINGS FOR 32'-34'	1
077989	KIT, 265 BASE HOSE FOR 32'-34'	1
077990	KIT, 265 HOSE EXPANSION FOR 32'-34'	1
077991	KIT, 265 E-STOP PACKAGE FOR 32'-34'	1

**SECTION 1
PARTS**

Hyd. Expansion Kits and E-Stop Harness, 14' to 30'

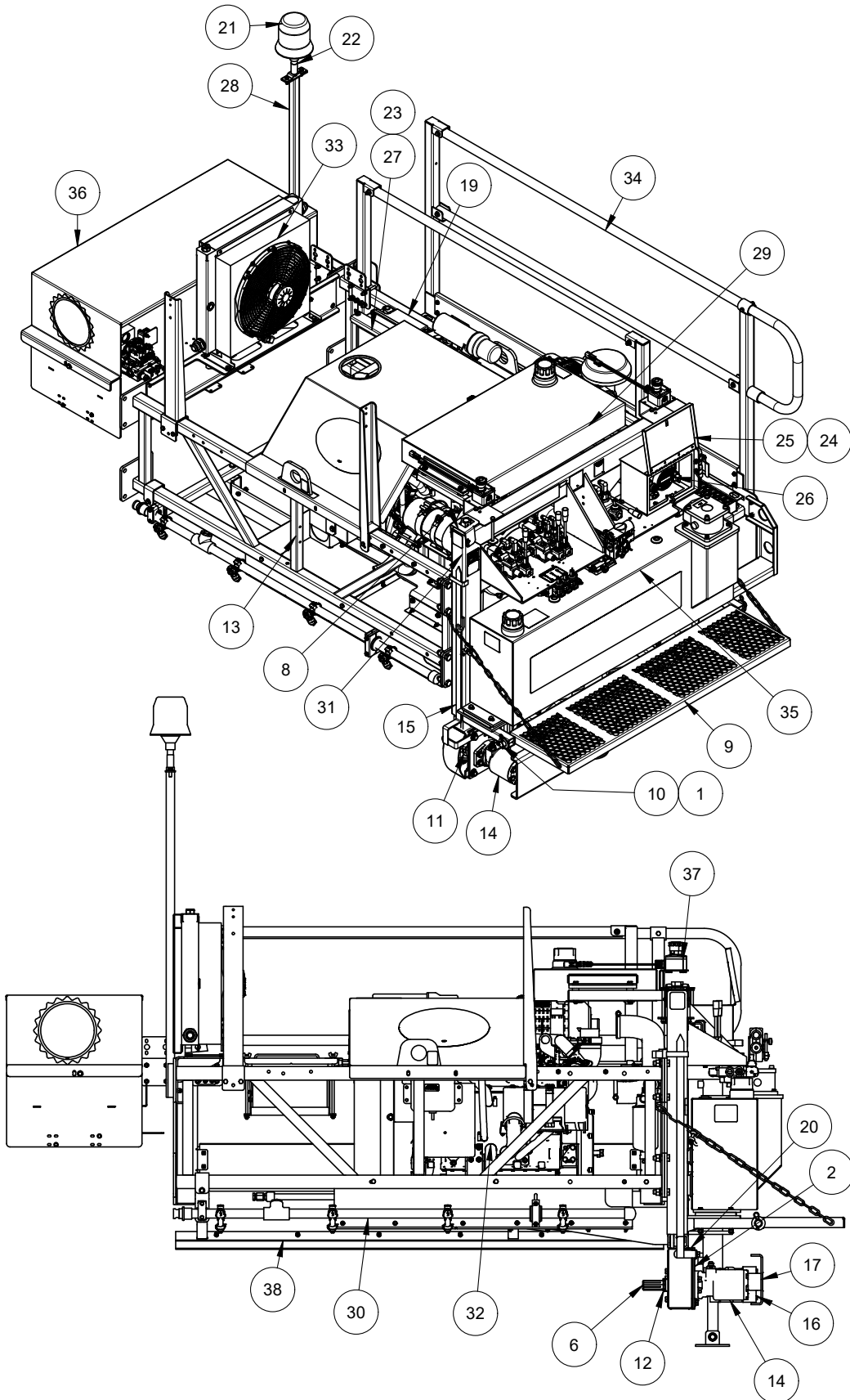
265TRTP HYD EXPANSION KITS 14' TO 34'		
PART #	DESCRIPTION	QTY
077638	KIT, 265 GANG TRTP EXPANSION HOSE KIT, 14'	1
077639	KIT, 265 GANG TRTP EXPANSION HOSE KIT, 16'	1
077716-18	KIT, 265 GANG TRTP EXPANSION HOSE KIT, 18'	1
077716-20	KIT, 265 GANG TRTP EXPANSION HOSE KIT, 20'	1
077716-22	KIT, 265 GANG TRTP EXPANSION HOSE KIT, 22'	1
077716-24	KIT, 265 GANG TRTP EXPANSION HOSE KIT, 24'	1
077716-26	KIT, 265 GANG TRTP EXPANSION HOSE KIT, 26'	1
077716-28	KIT, 265 GANG TRTP EXPANSION HOSE KIT, 28'	1
077716-30	KIT, 265 GANG TRTP EXPANSION HOSE KIT, 30'	1

265TRTP E-STOP HARNESS KITS 14' TO 34'		
PART #	DESCRIPTION	QTY
077630	KIT, 265 GANG TRTP E-STOP HARNESS, 12'	1
077640	KIT, 265 GANG TRTP E-STOP HARNESS, 14'	1
077641	KIT, 265 GANG TRTP E-STOP HARNESS, 16'	1
078484	KIT, 265 GANG TRTP E-STOP HARNESS, 18'	1
078485	KIT, 265 GANG TRTP E-STOP HARNESS, 20'	1
078486	KIT, 265 GANG TRTP E-STOP HARNESS, 22'	1
078487	KIT, 265 GANG TRTP E-STOP HARNESS, 24'	1
078488	KIT, 265 GANG TRTP E-STOP HARNESS, 26'	1
077715	KIT, 265 GANG TRTP E-STOP HARNESS, 28'	1
078489	KIT, 265 GANG TRTP E-STOP HARNESS, 30'	

PAGE LEFT BLANK INTENTIONALLY

SECTION 1 PARTS

General Arrangement - Motor End



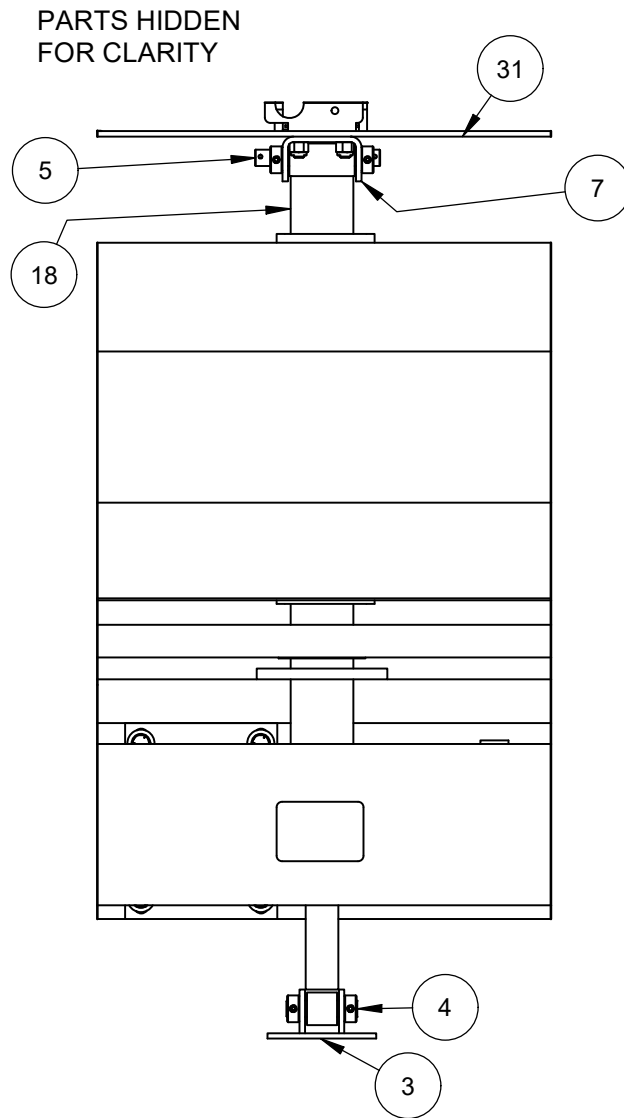
General Arrangement - Motor End Parts List

SECTION 1 PARTS

ITEM	PART #	DESCRIPTION	QTY
-	075461	ASSEMBLY, 265TRTP MOTOR END	-
1	010711	HITCH PIN, 1/8" X 2-9/16"	2
2	028279	PLATE, HYD. MOTOR MOUNT	3
3	028287	PAD, FOOT F/ STEERING CYLINDER	1
4	028291-1	PIN, SHORT F/ STEER CYLINDER	1
5	028291-2	PIN, LONG F/ STEER CYLINDER	1
6	028292	SHAFT, HEX F/ ROLLER TUBE	3
7	028322	BRACKET, MOUNT FOR STEER CYLINDER	1
8	029136	LOCK F/ END HANDLE	1
9	029176	WELDMENT, 265 TRTP STAND	1
10	029187	BAR, F/ STAND	1
11	029223	BEARING, 1-3/4" 4 BOLT FLANGE	3
12	037560	O-RING, FOR HEX SHAFT ASSY	3
13	037577	FRAME, TRTP 6' END	2
14	040068	MOTOR, FINISH TUBE 10" (STRIKE OFF)	1
15	042945	WELDMENT, POINTER MOTOR END	1
16	044652	MOTOR, TRAVEL TUBE 10" (TRAVEL)	2
17	044671	WELDMENT, MOTOR PROTECTOR	1
18	045136	CYLINDER, STEERING	1
19	047604	BATTERY, 700CCA 12V	1
20	049322	PLATE, SPACER F/ DRIVE MOTORS	3
21	052955	STROBE LIGHT, AMBER 12V DC	1
22	052956	T-BRACKET, QUICK CHANGE MOUNT F/ STROBE	1
23	065354	ALL THREAD ROD F/ BATTERY, 5/16"-18 X 9-1/2"	2
24	065478	CONTROL BOX	1
25	065482	COVER FOR CONTROL BOX	1
26	065515	CONTROL PANEL	1
27	066113	BRACKET, BATTERY HOLD DOWN	1
28	067093	WELDMENT, MAST F/ STROBE BEACON	1
29	073445	ASSEMBLY, FUEL TANK	1
30	074548	SPRAY BAR, OPERATOR END	1
31	075462	WELDMENT, MOTOR END HANDLE	1
32	075490	ASSEMBLY, ENGINE HATZ	1
33	075581	RADIATOR	1
34	075590	ASSEMBLY, 6' WALKWAY MOTOR END	1
35	075591	ASSEMBLY, HYDRAULIC TANK, GANG VIBRATION	1
36	076110	ASSEMBLY, GANG VIBRATION VALVE UNIT	1
37	076111	ASSEMBLY, E-STOP	2
38	077325	ASSEMBLY, 6' LH SCRAPER SECTION	1

SECTION 1
PARTS

General Arrangement - Motor End Continued



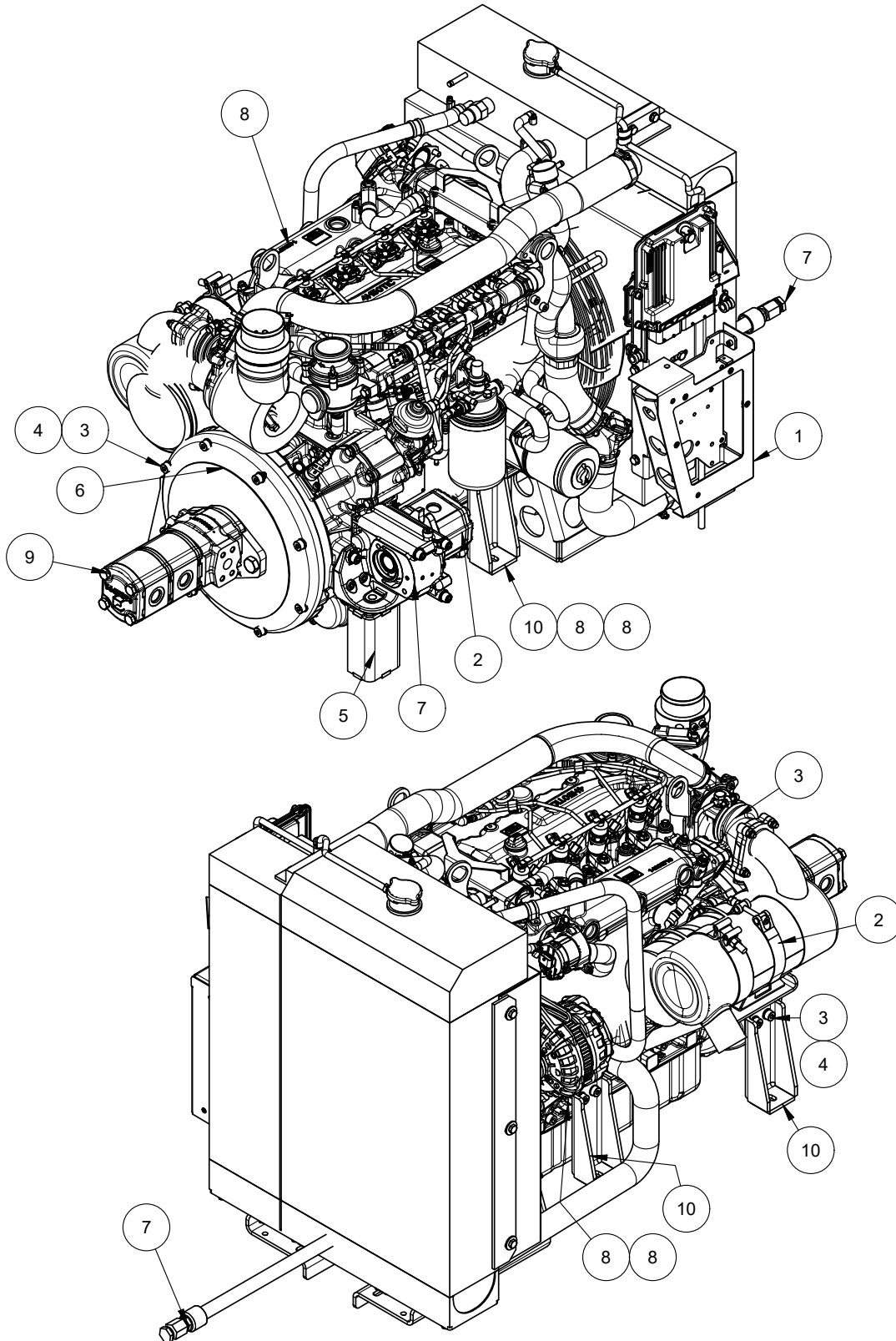
General Arrangement - Motor End Parts List

SECTION 1 PARTS

ITEM	PART #	DESCRIPTION	QTY
-	075461	ASSEMBLY, 265TRTP MOTOR END	-
1	010711	HITCH PIN, 1/8" X 2-9/16"	2
2	028279	PLATE, HYD. MOTOR MOUNT	3
3	028287	PAD, FOOT F/ STEERING CYLINDER	1
4	028291-1	PIN, SHORT F/ STEER CYLINDER	1
5	028291-2	PIN, LONG F/ STEER CYLINDER	1
6	028292	SHAFT, HEX F/ ROLLER TUBE	3
7	028322	BRACKET, MOUNT FOR STEER CYLINDER	1
8	029136	LOCK F/ END HANDLE	1
9	029176	WELDMENT, 265 TRTP STAND	1
10	029187	BAR, F/ STAND	1
11	029223	BEARING, 1-3/4" 4 BOLT FLANGE	3
12	037560	O-RING, FOR HEX SHAFT ASSY	3
13	037577	FRAME, TRTP 6' END	2
14	040068	MOTOR, FINISH TUBE 10" (STRIKE OFF)	1
15	042945	WELDMENT, POINTER MOTOR END	1
16	044652	MOTOR, TRAVEL TUBE 10" (TRAVEL)	2
17	044671	WELDMENT, MOTOR PROTECTOR	1
18	045136	CYLINDER, STEERING	1
19	047604	BATTERY, 700CCA 12V	1
20	049322	PLATE, SPACER F/ DRIVE MOTORS	3
21	052955	STROBE LIGHT, AMBER 12V DC	1
22	052956	T-BRACKET, QUICK CHANGE MOUNT F/ STROBE	1
23	065354	ALL THREAD ROD F/ BATTERY, 5/16"-18 X 9-1/2"	2
24	065478	CONTROL BOX	1
25	065482	COVER FOR CONTROL BOX	1
26	065515	CONTROL PANEL	1
27	066113	BRACKET, BATTERY HOLD DOWN	1
28	067093	WELDMENT, MAST F/ STROBE BEACON	1
29	073445	ASSEMBLY, FUEL TANK	1
30	074548	SPRAY BAR, OPERATOR END	1
31	075462	WELDMENT, MOTOR END HANDLE	1
32	075490	ASSEMBLY, ENGINE HATZ	1
33	075581	RADIATOR	1
34	075590	ASSEMBLY, 6' WALKWAY MOTOR END	1
35	075591	ASSEMBLY, HYDRAULIC TANK, GANG VIBRATION	1
36	076110	ASSEMBLY, GANG VIBRATION VALVE UNIT	1
37	076111	ASSEMBLY, E-STOP	2
38	077325	ASSEMBLY, 6' LH SCRAPER SECTION	1

SECTION 1 PARTS

Engine Assembly



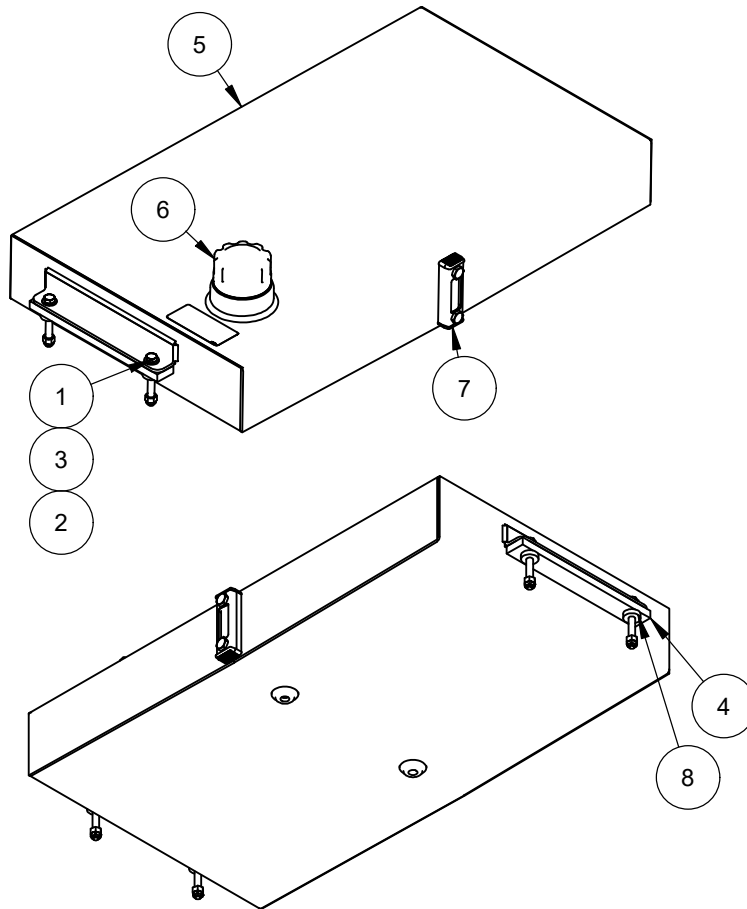
Engine Assembly, Parts List

SECTION 1 PARTS

ITEM	PART #	DESCRIPTION	QTY
-	075490	ASSEMBLY, ENGINE	-
1	064538	WELDMENT, COVER F/ ELECTRICAL PANEL	1
2	065140	AXILLARY PUMP	1
3	064243	FASTENER, SHCS M10 X 1.5 X 30 MM LONG	17
4	065383	FASTENER, LOCK WASHER M10	17
5	065470	WELDMENT, ENGINE MOUNT REAR FRONT	1
6	065486	PUMP MOUNT PLATE	1
7	070289	OIL DRAIN HOSE	1
9	073443	PLATE, SPACER F/ FRONT ENGINE MOUNTS	4
10	074283	HYDRAULIC TRIPLE PUMP	1
11	075328	WELDMENT, ENGINE MOUNT	3
12	076050	KIT, HATZ ENGINE 450TIC	1

SECTION 1 PARTS

Fuel Tank Assembly

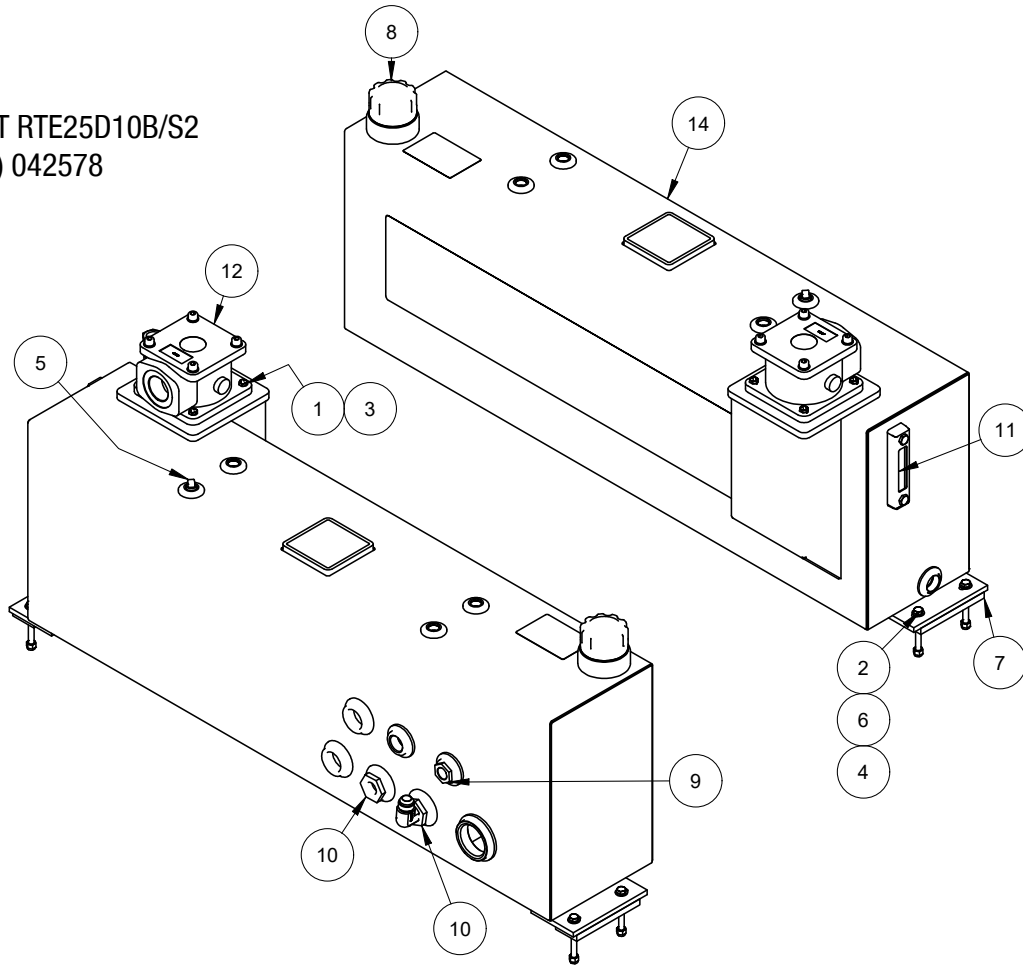


ITEM	PART #	DESCRIPTION	QTY
-	073445	ASSEMBLY, FUEL TANK	-
1	010044	FASTENER, HHCS 3/8"-16 X 3"	4
2	010464	FASTENER, HEX NUT NYLOCK 3/8"-16	4
3	017751	FASTENER, FLAT WASHER 3/8"	4
4	029059	BUSHING, LONG	2
5	029127	WELDMENT, FUEL TANK	1
6	032268	TANK CAP	1
7	047172	SITE LEVEL GAUGE	1
8	056470	BUSHING, NITRILE	4

Hydraulic Tank Assembly

SECTION 1 PARTS

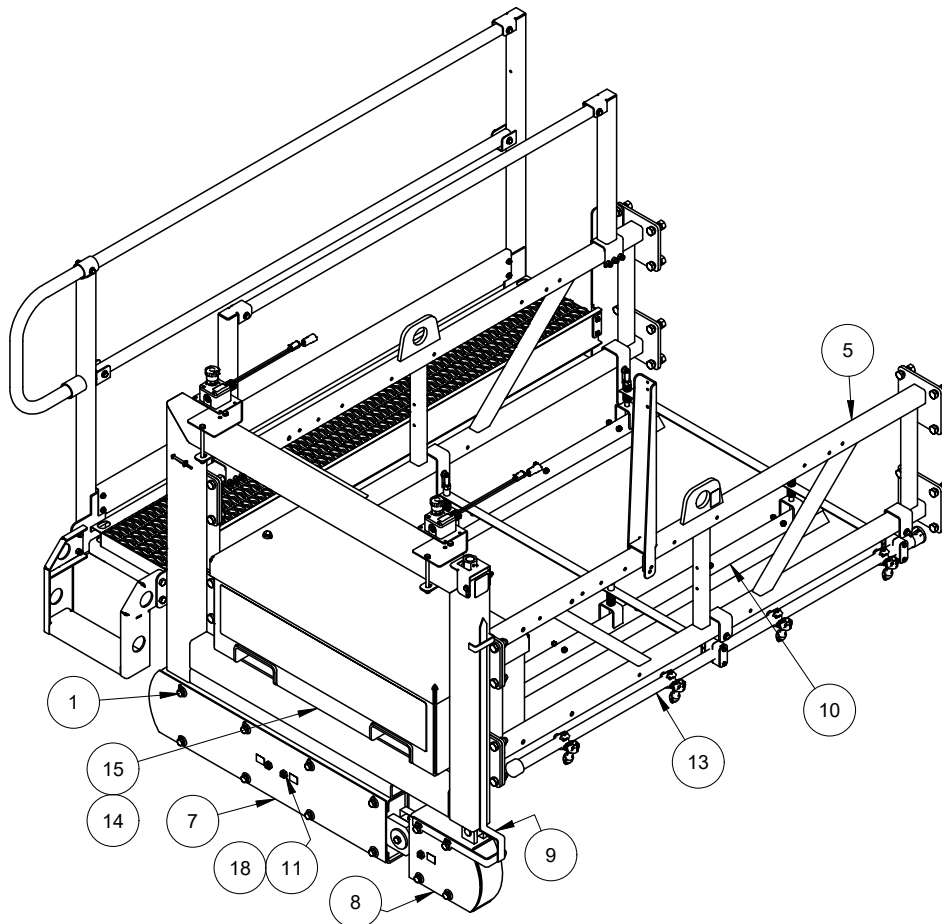
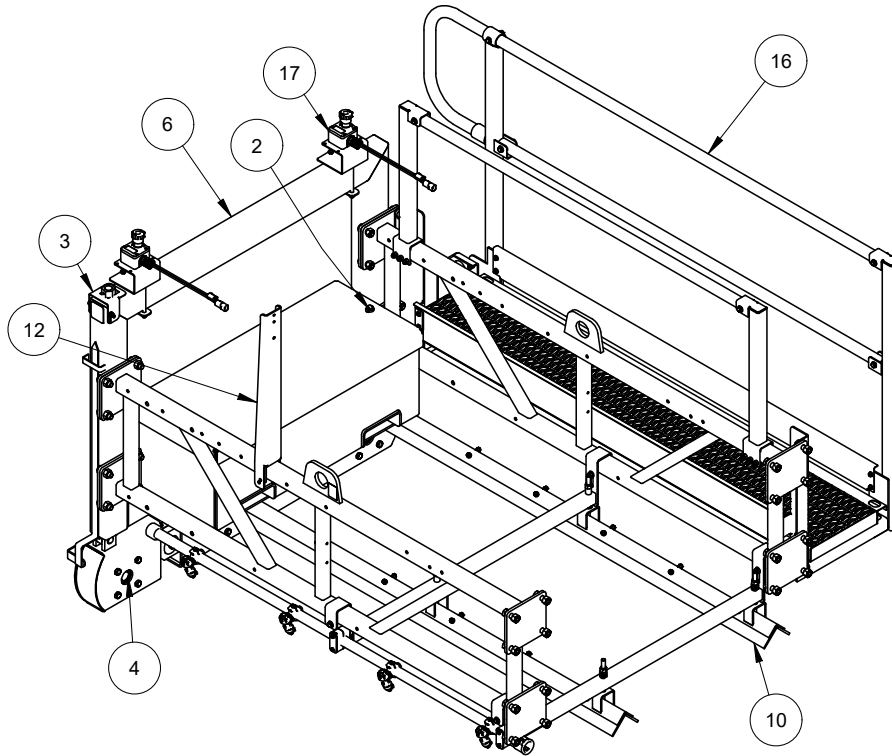
FILTER ELEMENT RTE25D10B/S2
(REPLACEMENT) 042578



ITEM	PART #	DESCRIPTION	QTY
-	075591	ASSEMBLY, HYDRAULIC TANK	-
1	010019	FASTENER, HHCS 5/16"-18 X 3/4"	4
2	010046	FASTENER, HHCS 3/8"-16 X 3-1/2"	4
3	010090	FASTENER, LOCK WASHER 5/16"	4
4	010464	FASTENER, HEX NUT NYLOCK 3/8"-16	4
5	010498	PLUG, 3/8" NPT BI SQ	1
6	017751	FASTENER, FLAT WASHER 3/8"	4
7	029098	BUSHING F/ HYDRAULIC TANK	2
8	032268	TANK CAP	1
9	040072	STRAINER, SMALL	1
10	040073	STRAINER, LARGE	2
11	042844	SITE GAUGE	1
12	045134	RETURN LINE FILTER	1
13	075466	WELDMENT, HYDRAULIC TANK, GANG VIBRATION	1

SECTION 1 PARTS

General Arrangement - Idle End

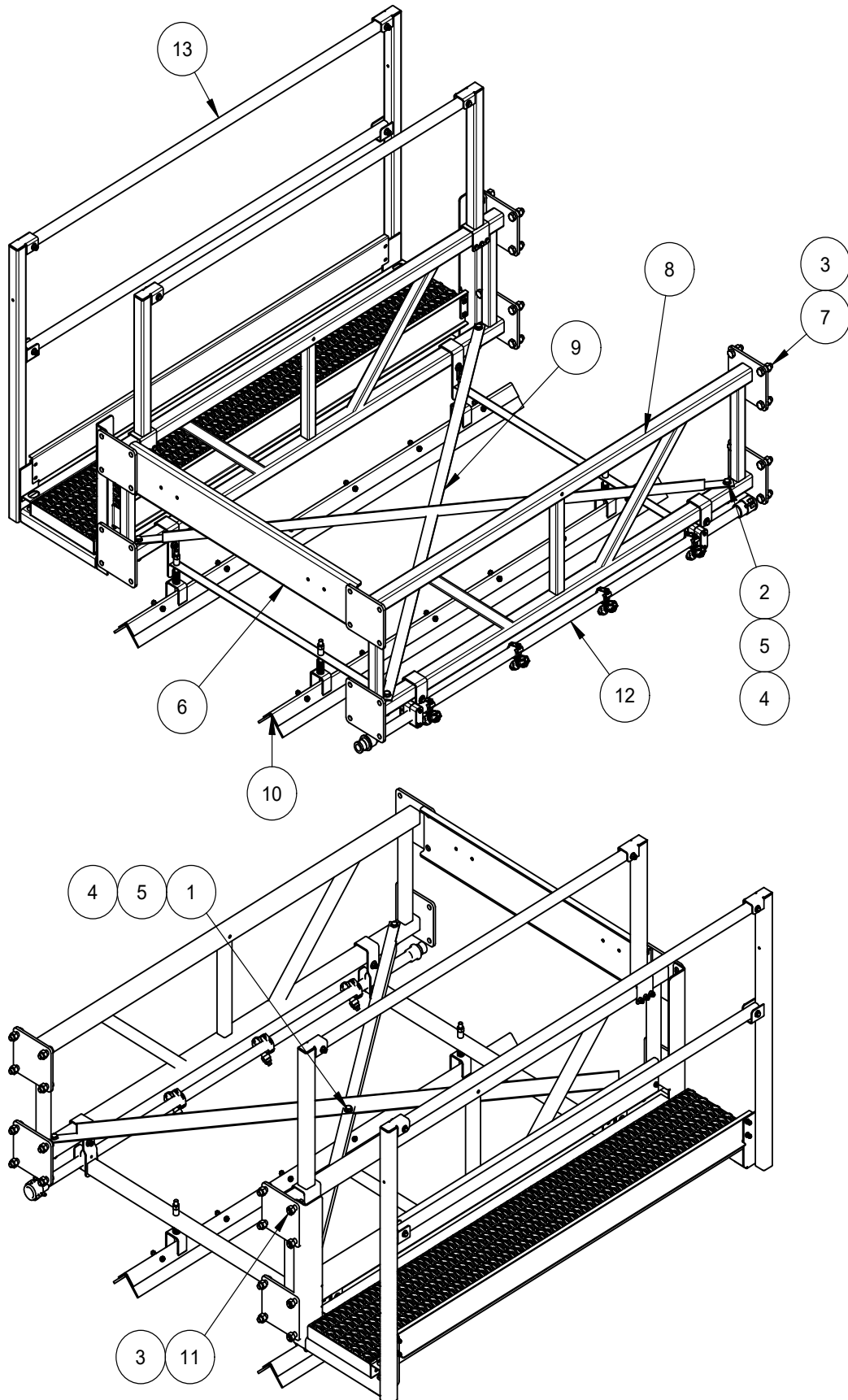


Idle End Parts List**SECTION 1
PARTS**

ITEM	PART #	DESCRIPTION	QTY
-	075511	ASSEMBLY, 265TRTP IDLE END	-
1	010067	FASTENER, HHCS 1/2"-13 X 1"	12
2	010069	FASTENER, HHCS 1/2"-13 X 1-1/2"	14
3	029136	LOCK F/ END HANDLE	1
4	029222	BEARING, IDLE END	3
5	037577	FRAME, TRTP 6' END	2
6	038577	WELDMENT, IDLE END HANDLE	1
7	042005	COVER F/ IDLE END BASE, LONG	1
8	042006	COVER F/ IDLE END BASE, SHORT	1
9	042942	WELDMENT, POINTER IDLE END	1
10	051666	ASSEMBLY, 6' SCRAPER IDLE END	1
11	062423	FITTING, BULK HEAD 1/8" NPT X 5/8"-18 OD	3
12	067969	CHANNEL, MOUNTING BRACKET F/ VIBRATION	1
13	074549	ASSEMBLY, SPRAY BAR 6' IDLE END	1
14	075512	LID FOR WEIGHT BOX	1
15	075513	WELDMENT, WEIGHT BOX	1
16	075592	ASSEMBLY, 6' IDLE END WALKWAY	1
17	076111	ASSEMBLY, E-STOP	2
18	201163	FITTING, 1/8"-27 GREASE	3

SECTION 1 PARTS

Assembly, 6' Frame Section



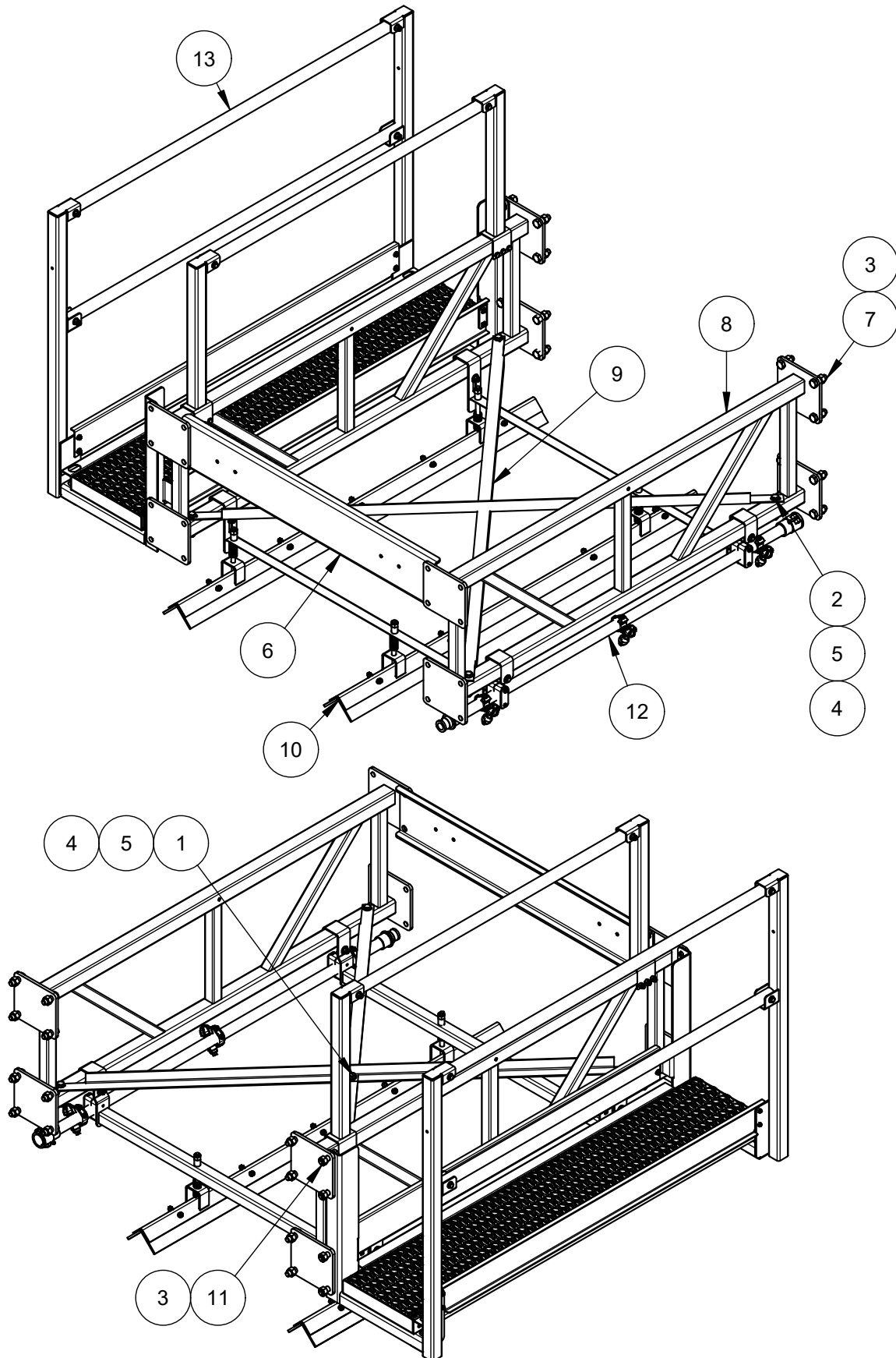
6' Frame Section Parts List

SECTION 1 PARTS

ITEM	PART #	DESCRIPTION	QTY
-	075531	ASSEMBLY, 6' FRAME SECTION	-
1	010068	FSTN, HHCS 1/2"-13 X 1-1/4"	1
2	010075	FSTN, HHCS 1/2"-13 X 3"	4
3	010110	FSTN, HEX NUT 5/8"-11	16
4	011238	FSTN, HEX NUT NYLOCK 1/2"-13	5
5	011490	FSTN, FW 1/2"	6
6	029205	BRACKET, STIFFENER	1
7	029311	FSTN, HHCS 5/8"-11 X 1-3/4"	12
8	037569-28	FRAME TRTP 6' SPACER	2
9	038957-28	CROSS BRACE F/ 6' SPACER	2
10	051656	ASSEMBLY, 6' SCRAPER	1
11	053421	FSTN, HHCS 5/8"-11 X 2-1/4"	4
12	074498	ASSEMBLY, SPRAY BAR 6'	1
13	075614	ASSEMBLY, 6' WALKWAY	1

SECTION 1 PARTS

Assembly, 5' Frame Section



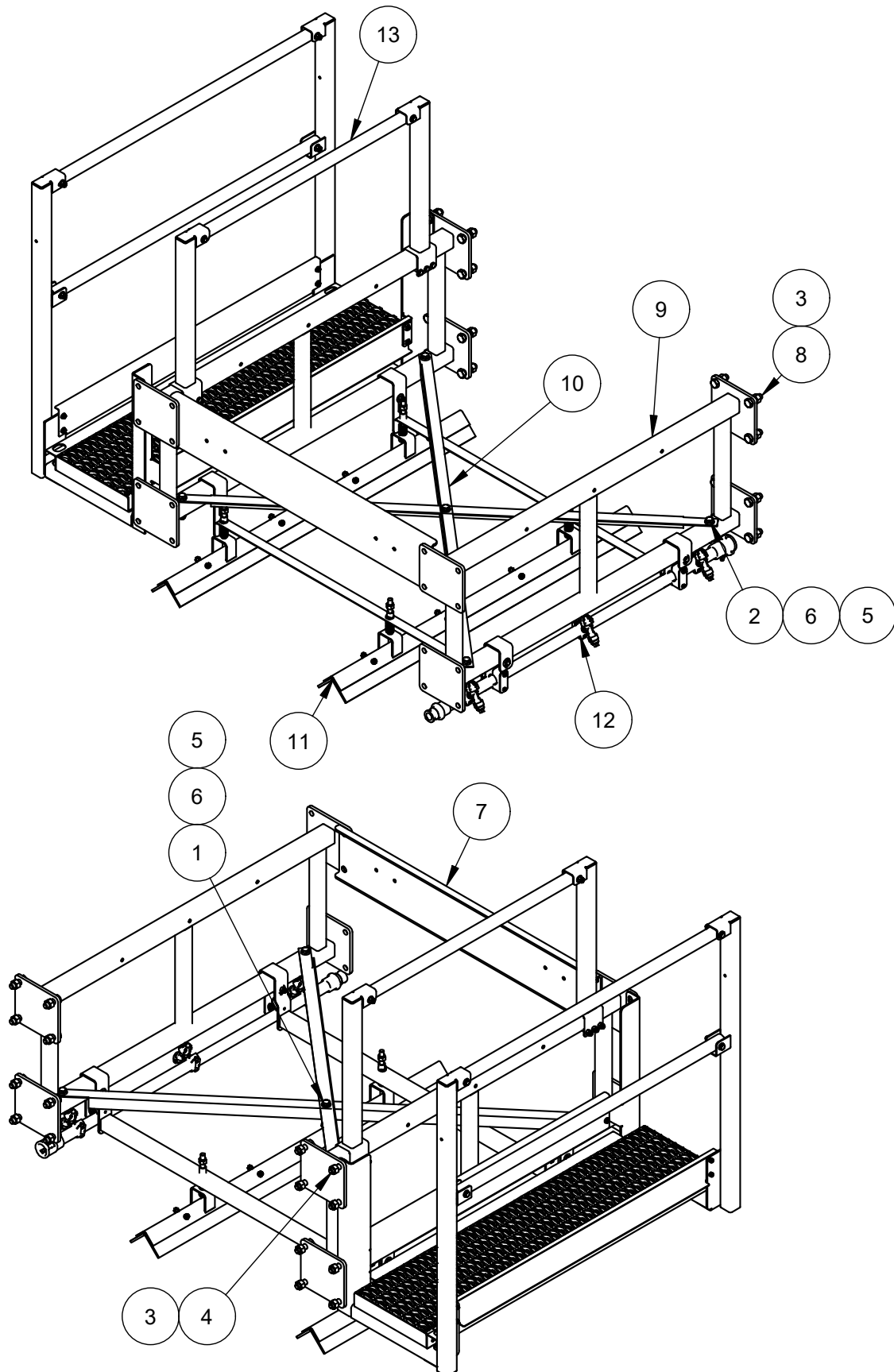
5' Frame Section Parts List

SECTION 1 PARTS

ITEM	PART #	DESCRIPTION	QTY
-	075532	ASSEMBLY, 5' FRAME SECTION	-
1	010068	FSTN, HHCS 1/2"-13 X 1-1/4"	1
2	010075	FSTN, HHCS 1/2"-13 X 3"	4
3	010110	FSTN, HEX NUT 5/8"-11	16
4	011238	FSTN, HEX NUT NYLOCK 1/2"-13	5
5	011490	FSTN, FW 1/2"	6
6	029205	BRACKET, STIFFENER	1
7	029311	FSTN, HHCS 5/8"-11 X 1-3/4"	12
8	037569-26	FRAME TRTP 5' SPACER	2
9	038957-26	CROSS BRACE F/ 5' SPACER	2
10	051672	ASSEMBLY, 5' SCRAPER	1
11	053421	FSTN, HHCS 5/8"-11 X 2-1/4"	4
12	074565	ASSEMBLY, SPRAY BAR 5'	1
13	075596	ASSEMBLY, 5' WALKWAY	1

**SECTION 1
PARTS**

Assembly, 4' Frame Section



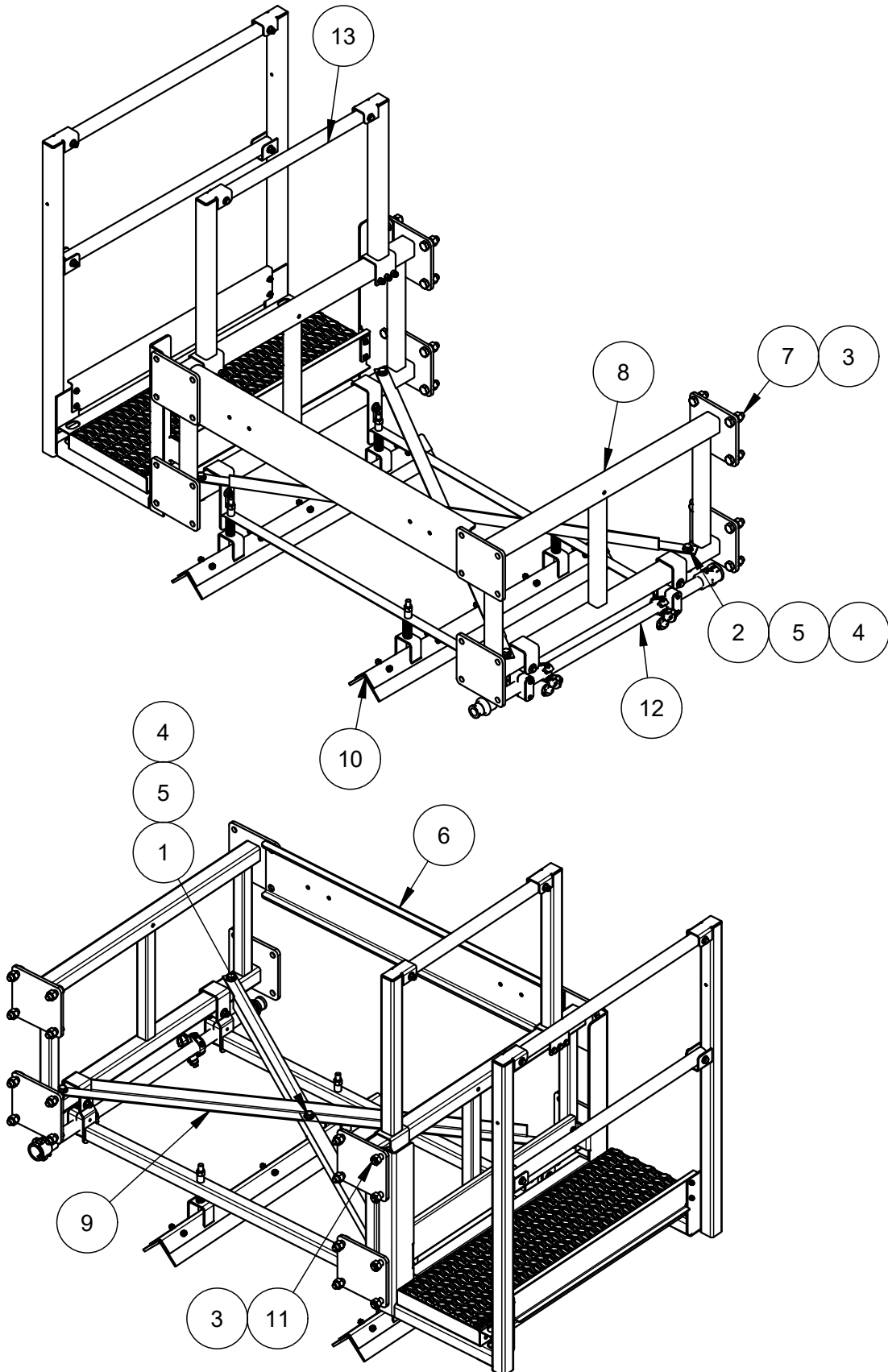
4' Frame Section Parts List

SECTION 1 PARTS

ITEM	PART #	DESCRIPTION	QTY
-	075533	ASSEMBLY, 4' FRAME SECTION	-
1	010068	FSTN, HHCS 1/2"-13 X 1-1/4"	1
2	010075	FSTN, HHCS 1/2"-13 X 3"	4
3	010110	FSTN, HEX NUT 5/8"-11	16
4	010632	FSTN, HHCS 5/8"-11 X 2"	8
5	011238	FSTN, HEX NUT NYLOCK 1/2"-13	5
6	011490	FSTN, FW 1/2"	6
7	029205	BRACKET, STIFFENER	1
8	029311	FSTN, HHCS 5/8"-11 X 1-3/4"	8
9	037580	FRAME TRTP 4' SPACER	2
10	038957-24	CROSS BRACE F/ 4' SPACER	2
11	051662	ASSEMBLY, 4' SCRAPER	1
12	074441	ASSEMBLY, SPRAY BAR 4'	1
13	075595	ASSEMBLY, 4' WALKWAY	1

SECTION 1 PARTS

Assembly, 3' Frame Section



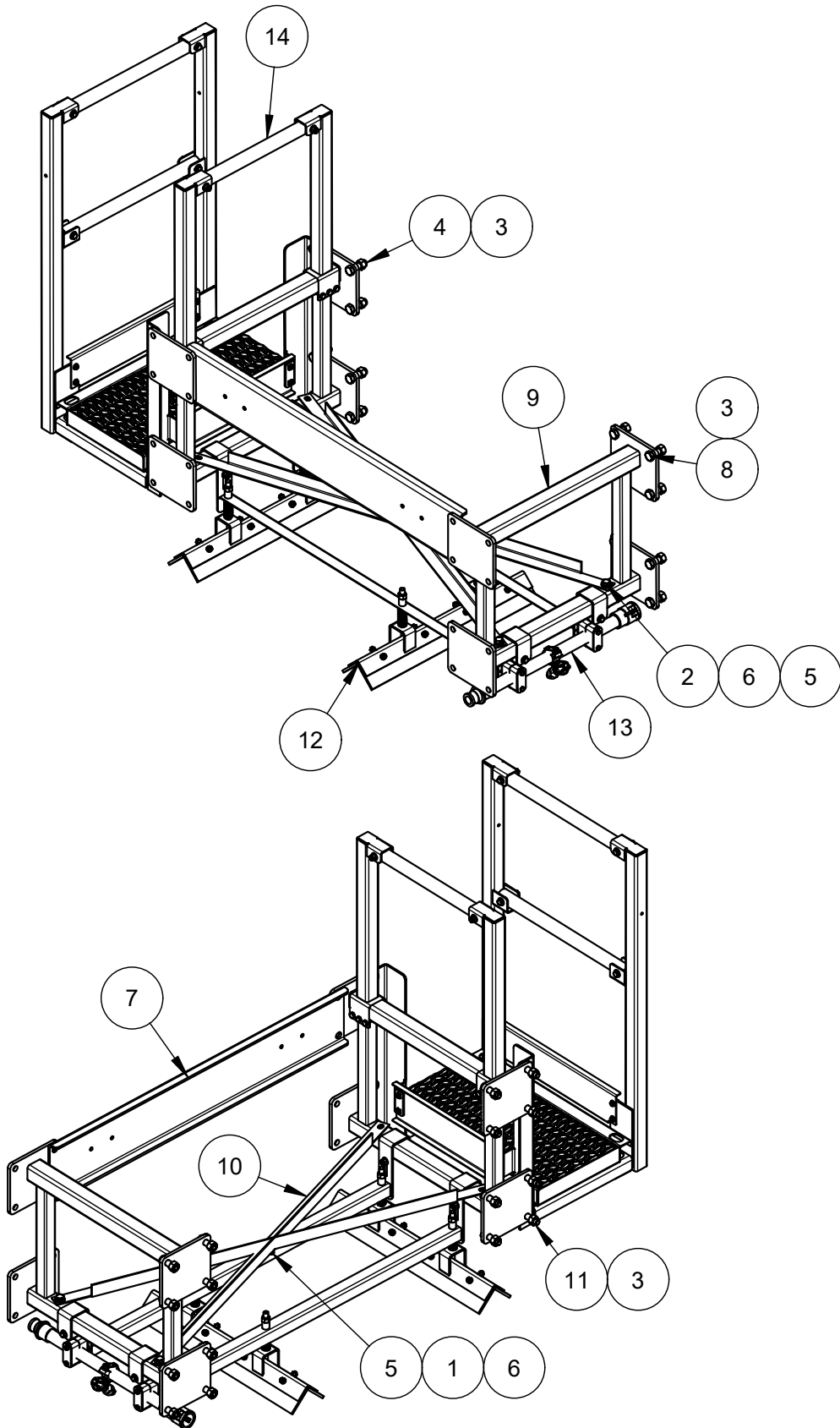
3' Frame Section Parts List

SECTION 1 PARTS

ITEM	PART #	DESCRIPTION	QTY
-	075534	ASSEMBLY, 3' FRAME SECTION	-
1	010068	FSTN, HHCS 1/2"-13 X 1-1/4"	1
2	010075	FSTN, HHCS 1/2"-13 X 3"	4
3	010110	FSTN, HEX NUT 5/8"-11	16
4	011238	FSTN, HEX NUT NYLOCK 1/2"-13	5
5	011490	FSTN, FW 1/2"	6
6	029205	BRACKET, STIFFENER	1
7	029311	FSTN, HHCS 5/8"-11 X 1-3/4"	12
8	037569-22	FRAME TRTP 3' SPACER	2
9	038957-22	CROSS BRACE F/ 3' SPACER	2
10	051658	ASSEMBLY, 3' SCRAPER	1
11	053421	FSTN, HHCS 5/8"-11 X 2-1/4"	4
12	074546	ASSEMBLY, SPRAY BAR 3'	1
13	075594	ASSEMBLY, 3' WALKWAY	1

SECTION 1 PARTS

Assembly, 2' Frame Section



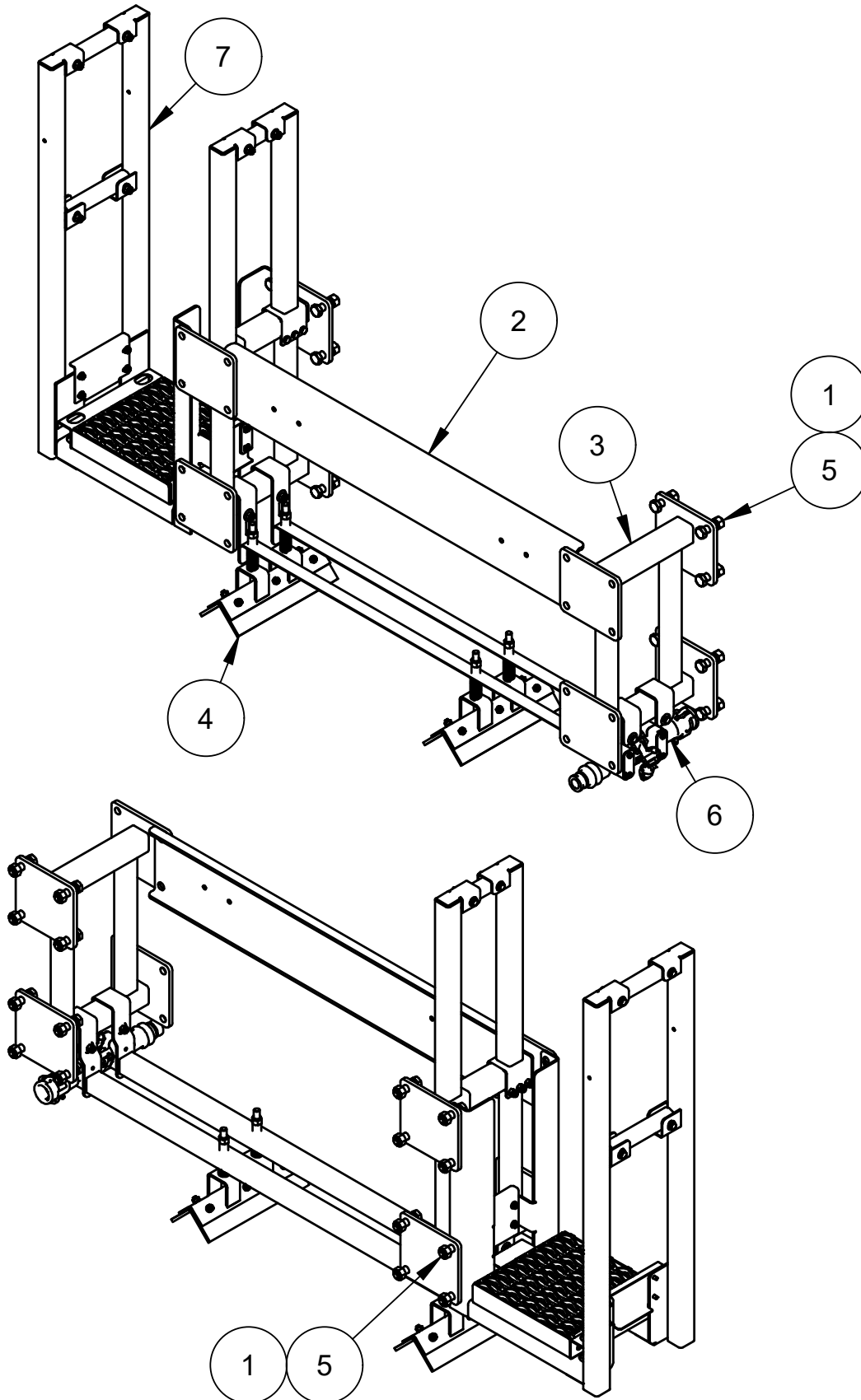
2' Frame Section Parts List

SECTION 1 PARTS

ITEM	PART #	DESCRIPTION	QTY
-	075535	ASSEMBLY, 2' FRAME SECTION	-
1	010068	FSTN, HHCS 1/2"-13 X 1-1/4"	1
2	010075	FSTN, HHCS 1/2"-13 X 3"	2
3	010110	FSTN, HEX NUT 5/8"-11	16
4	010632	FSTN, HHCS 5/8"-11 X 2"	4
5	011238	FSTN, HEX NUT NYLOCK 1/2"-13	3
6	011490	FSTN, FW 1/2"	4
7	029205	BRACKET, STIFFENER	1
8	029311	FSTN, HHCS 5/8"-11 X 1-3/4"	8
9	037569-20	FRAME TRTP 2' SPACER	2
10	038957-20	CROSS BRACE F/ 2' SPACER	2
11	053421	FSTN, HHCS 5/8"-11 X 2-1/4"	4
12	067844	ASSEMBLY, 2' SCRAPER	1
13	074520	ASSEMBLY, SPRAY BAR 2'	1
13	075593	ASSEMBLY, 2' WALKWAY	1

SECTION 1 PARTS

Assembly, 1' Frame Section



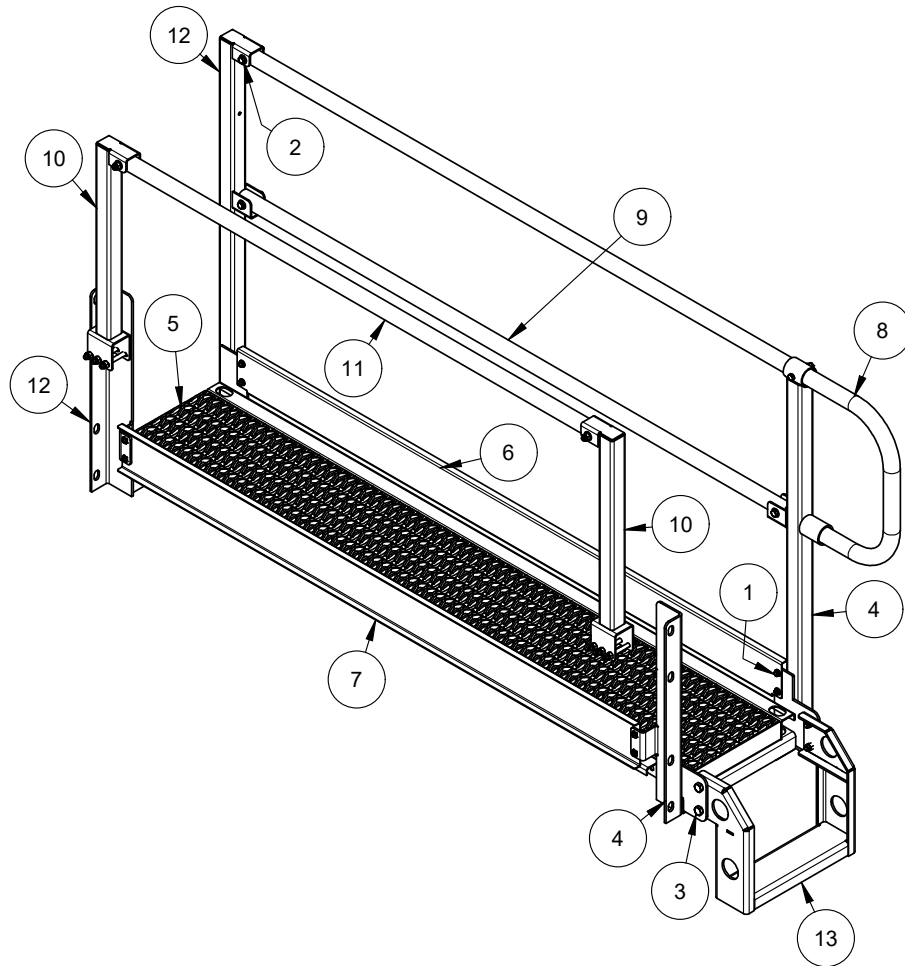
1' Frame Section Parts List

SECTION 1 PARTS

ITEM	PART #	DESCRIPTION	QTY
-	075536	ASSEMBLY, 1' FRAME SECTION	-
1	010110	FSTN, HEX NUT 5/8"-11	16
2	029205	BRACKET, STIFFENER	1
3	037569-18	FRAME 1' SPACER	2
4	053245	ASSEMBLY, 1' SCRAPER	1
5	053421	FSTN, HHCS 5/8"-11 X 2-1/4"	16
6	074432	ASSEMBLY, SPRAY BAR F/ 1' SPACER	1
7	075597	ASSEMBLY, 1' WALKWAY	1

SECTION 1 PARTS

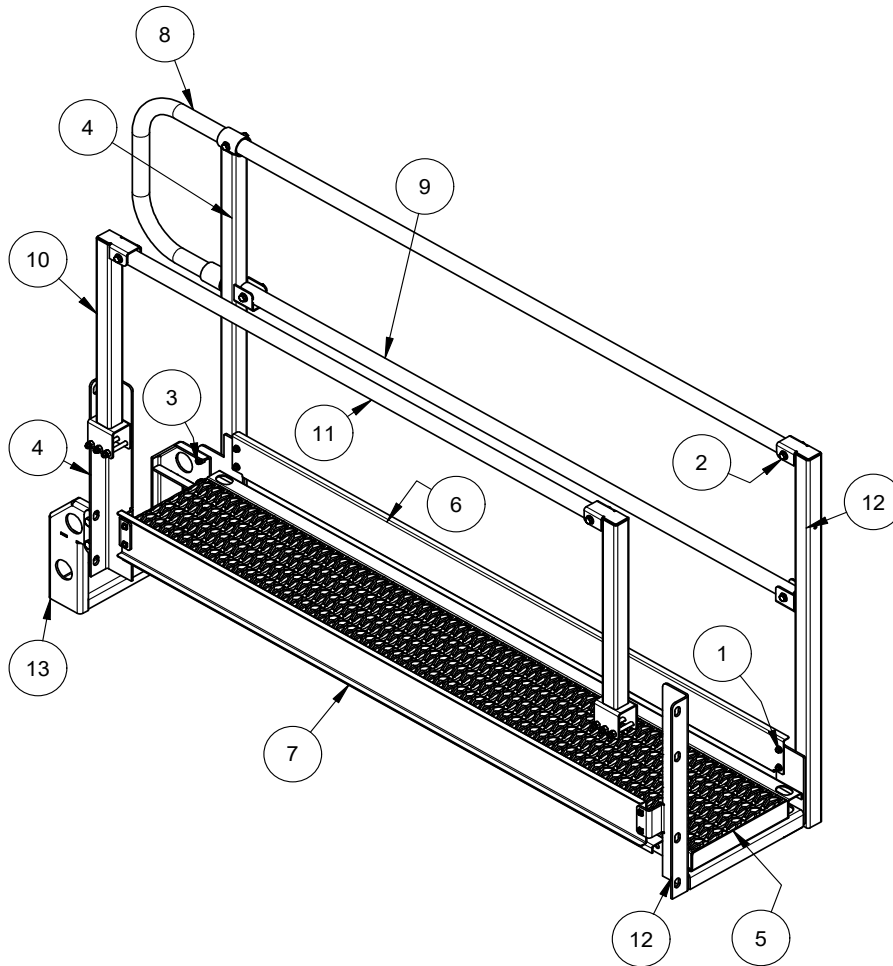
Assembly, 6' Motor End Walkway



ITEM	PART #	DESCRIPTION	QTY
-	075590	ASSEMBLY, 6' MOTOR END WALKWAY	-
1	010002	(REF) FASTENER, HHCS 1/4"-20 X 3/4"	8
2	010042	(REF) FASTENER, HHCS 3/8"-16 X 2-1/2"	6
3	010067	(REF) FASTENER, HHCS 1/2"-13 X 1"	4
4	075474	WELDMENT, REAR LH SUPPORT	1
5	075480	WELDMENT, LH END REAR WALKWAY	1
6	075484	KICK PANEL, OUTSIDE F/ OPERATOR & IDLE END	1
7	075485	KICK PANEL, INSIDE F/ OPERATOR & IDLE END	1
8	075486	TOP RAIL F/ WALKWAY END ASSEMBLY	1
9	075487	TUBE, MIDDLE RAIL F/ END WALKWAY	1
10	075547	WELDMENT, INSIDE HANDRAIL UPRIGHT F/ END SECTION	2
11	075548	TUBE, INSIDE RAIL F/ MOTOR END SECTION	1
12	075558	WELDMENT, REAR RH END WALKWAY SUPPORT	1
13	076156	WELDMENT, REAR WALKWAY STEP	1

Assembly, 6' Idle End Walkway

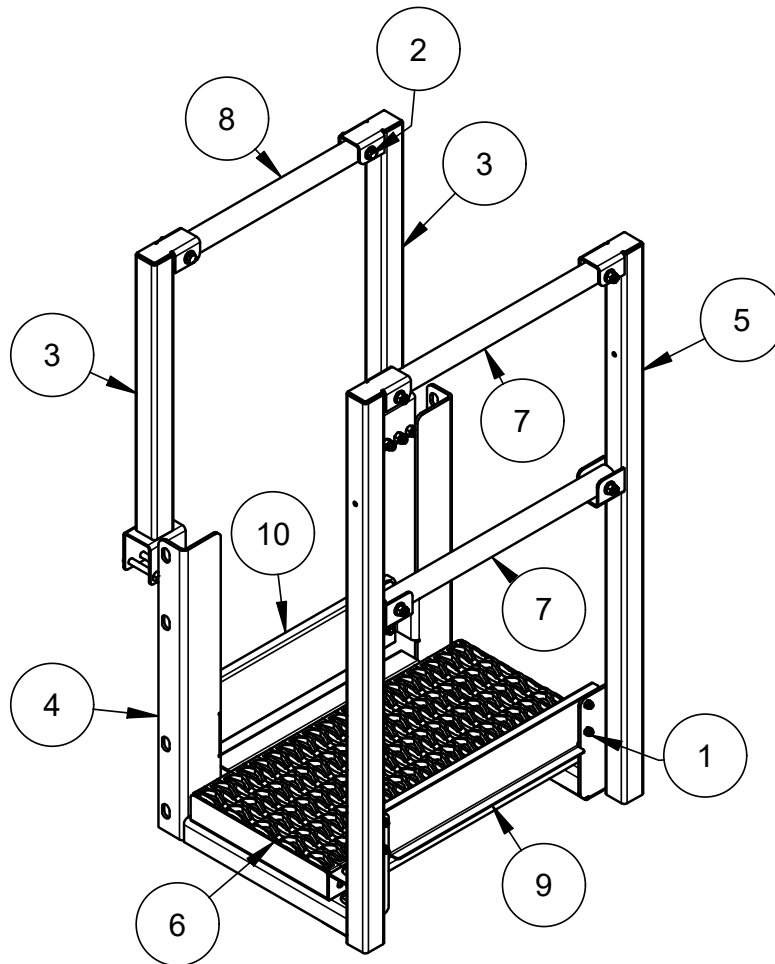
SECTION 1 PARTS



ITEM	PART #	DESCRIPTION	QTY
-	075592	ASSEMBLY, 6' IDLE END WALKWAY	-
1	010002	(REF) FASTENER, HHCS 1/4"-20 X 3/4"	8
2	010042	(REF) FASTENER, HHCS 3/8"-16 X 2-1/2"	6
3	010067	(REF) FASTENER, HHCS 1/2"-13 X 1"	4
4	075477	WELDMENT, REAR LH END WALKWAY	1
5	075480	WELDMENT, LH END REAR WALKWAY	1
6	075484	KICK PANEL, OUTSIDE F/ OPERATOR & IDLE END	1
7	075485	KICK PANEL, INSIDE F/ OPERATOR & IDLE END	1
8	075486	TOP RAIL F/ WALKWAY END ASSEMBLY	1
9	075487	TUBE, MIDDLE RAIL F/ END WALKWAY	1
10	075547	WELDMENT, INSIDE HANDRAIL UPRIGHT F/ END SECTION	2
11	075548	TUBE, INSIDE RAIL F/ MOTOR END SECTION	1
12	075553	WELDMENT, REAR LH END WALKWAY SUPPORT	1
13	076156	WELDMENT, REAR WALKWAY STEP	1

SECTION 1 PARTS

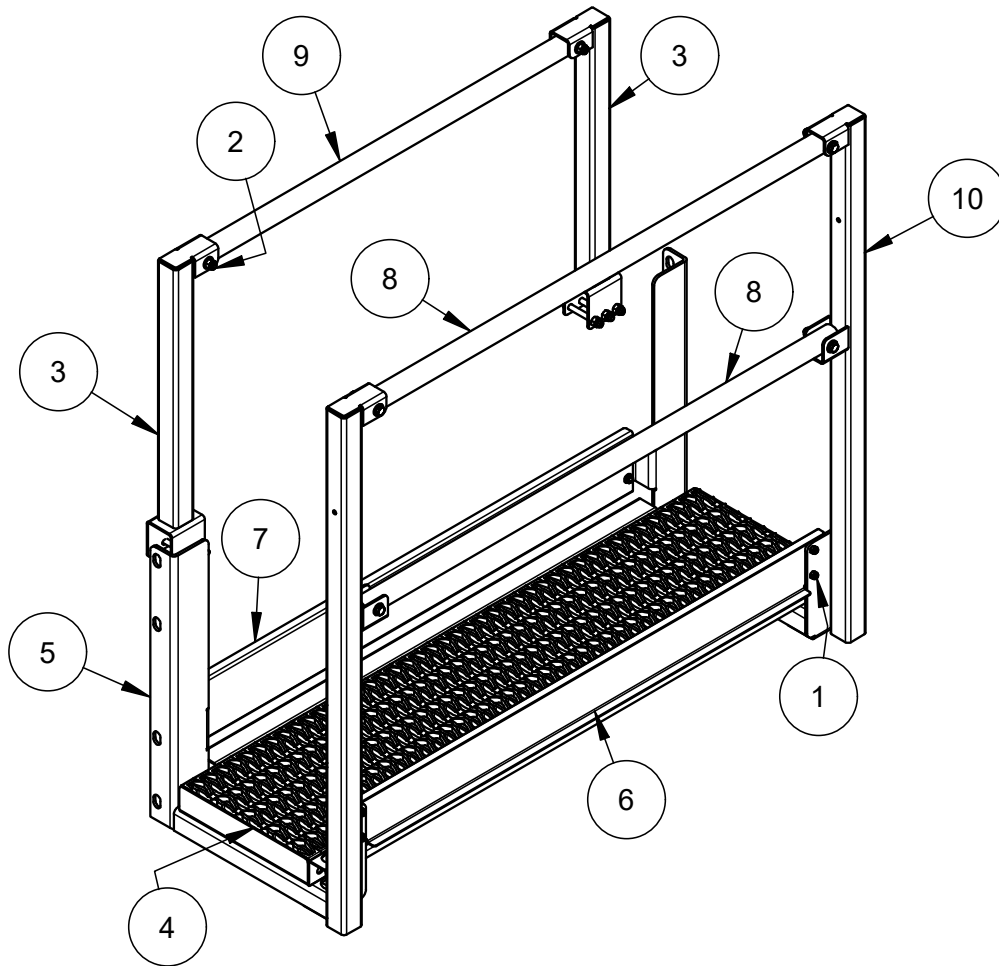
Assembly, 2' Walkway



ITEM	PART #	DESCRIPTION	QTY
-	075593	ASSEMBLY, 2' WALKWAY	-
1	010002	(REF) FASTENER, HHCS 1/4" -20 X 3/4"	8
2	010042	(REF) FASTENER, HHCS 3/8" -16 X 2-1/2"	6
3	075547	WELDMENT, INSIDE HANDRAIL UPRIGHT F/ END SECTION	2
4	075553	WELDMENT, REAR LH END WALKWAY SUPPORT	1
5	075558	WELDMENT, REAR RH END WALKWAY SUPPORT	1
6	075571	WELDMENT, 2' REAR WALKWAY DECK	1
7	075575	TUBE, 2' OUTSIDE HAND RAIL	2
8	075576	TUBE, 2' INSIDE HAND RAIL	1
9	075577	KICK PANEL, OUTSIDE F/ 2' SECTION	1
10	075578	KICK PANEL, INSIDE F/ 2' SECTION	1

Assembly, 4' Walkway

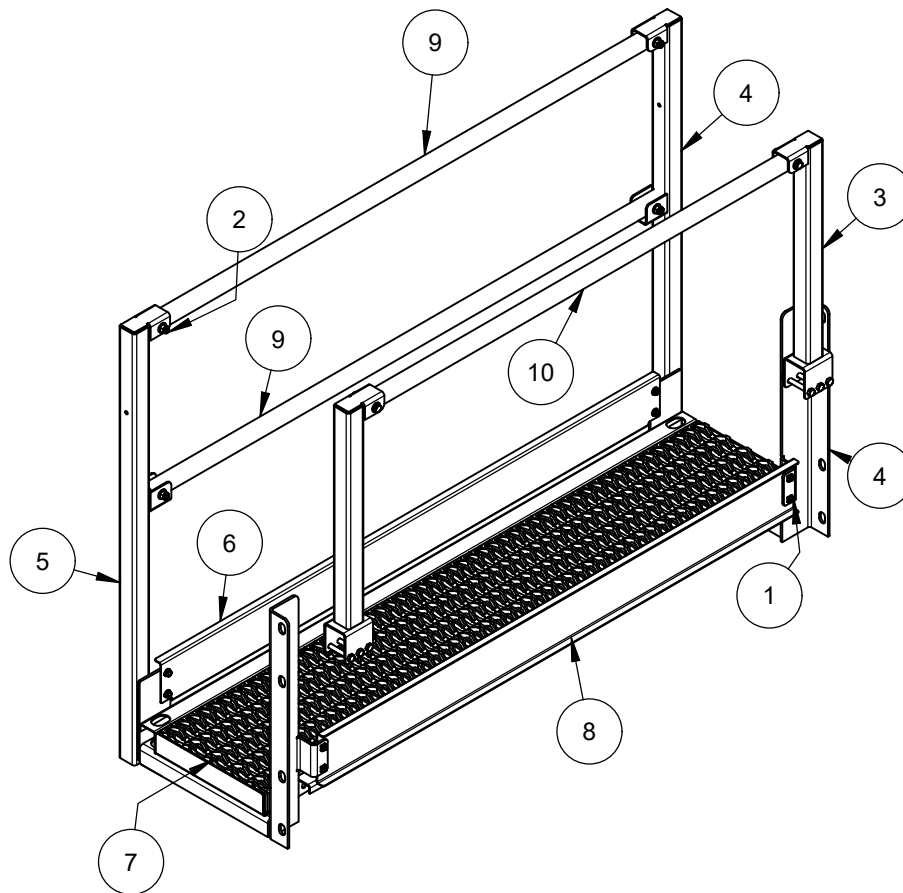
SECTION 1 PARTS



ITEM	PART #	DESCRIPTION	QTY
-	075595	ASSEMBLY, 4' WALKWAY	-
1	010002	(REF) FASTENER, HHCS 1/4"-20 X 3/4"	8
2	010042	(REF) FASTENER, HHCS 3/8"-16 X 2-1/2"	6
3	075547	WELDMENT, INSIDE HANDRAIL UPRIGHT F/ END SECTION	2
4	075549	WELDMENT, 4' REAR WALKWAY DECK	1
5	075553	WELDMENT, REAR LH END WALKWAY SUPPORT	1
6	075554	KICK PANEL, OUTSIDE F/ 4' SECTION	1
7	075555	KICK PANEL, INSIDE F/ 4' SECTION	1
8	075556	TUBE, 4' OUTSIDE HAND RAIL	2
9	075557	TUBE, 4' INSIDE HAND RAIL	1
10	075558	WELDMENT, REAR RH END WALKWAY SUPPORT	1

SECTION 1 PARTS

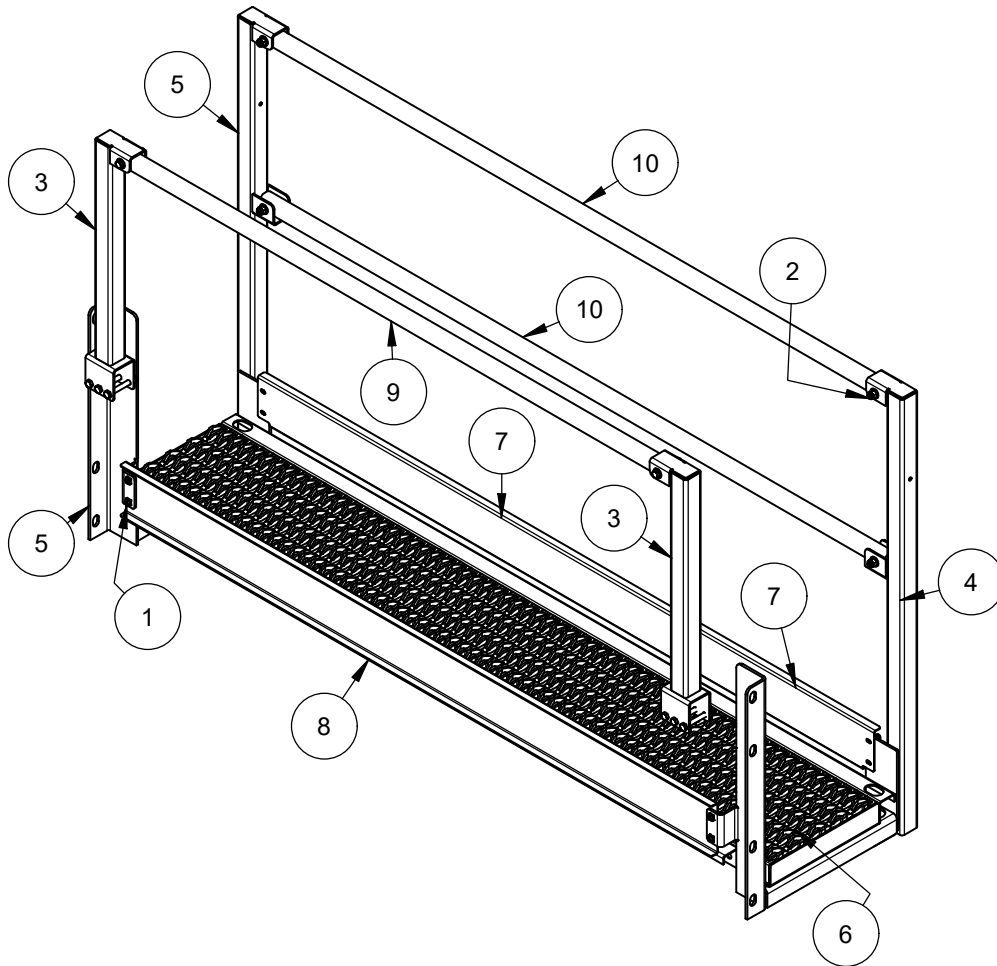
Assembly, 5' Walkway



ITEM	PART #	DESCRIPTION	QTY
-	075596	ASSEMBLY, 5' WALKWAY	-
1	010002	(REF) FASTENER, HHCS 1/4"-20 X 3/4"	8
2	010042	(REF) FASTENER, HHCS 3/8"-16 X 2-1/2"	6
3	075547	WELDMENT, INSIDE HANDRAIL UPRIGHT F/ END SECTION	2
4	075553	WELDMENT, REAR LH END WALKWAY SUPPORT	1
5	075558	WELDMENT, REAR RH END WALKWAY SUPPORT	1
6	075579	KICK PANEL, OUTSIDE F/ 5' SECTION	1
7	075586	WELDMENT, 5' REAR WALKWAY DECK	1
8	075589	KICK PANEL, INSIDE F/ 5' SECTION	1
9	075598	TUBE, 5' OUTSIDE HAND RAIL	1
10	075599	TUBE, 5' INSIDE HAND RAIL	1

Assembly, 6' Walkway

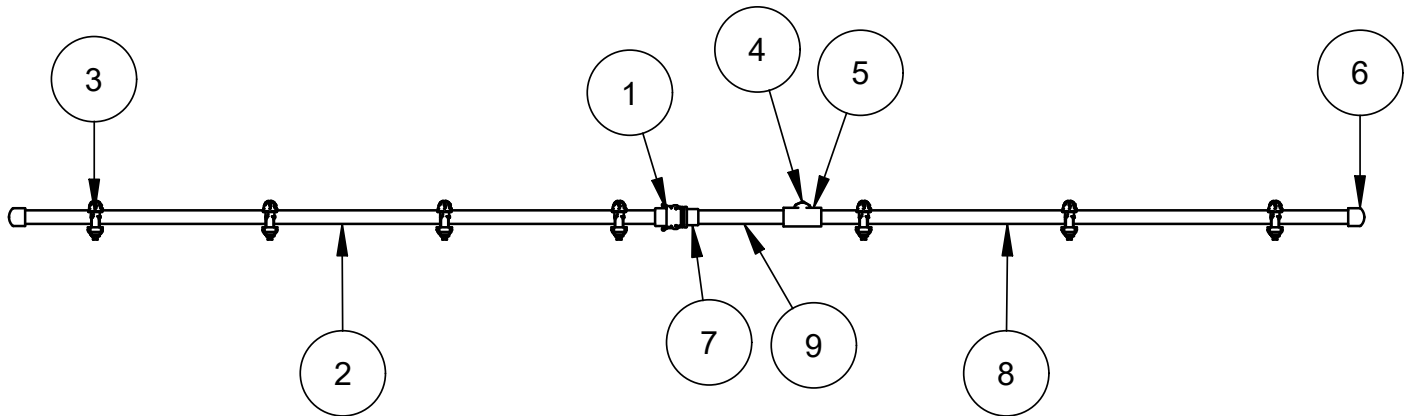
SECTION 1 PARTS



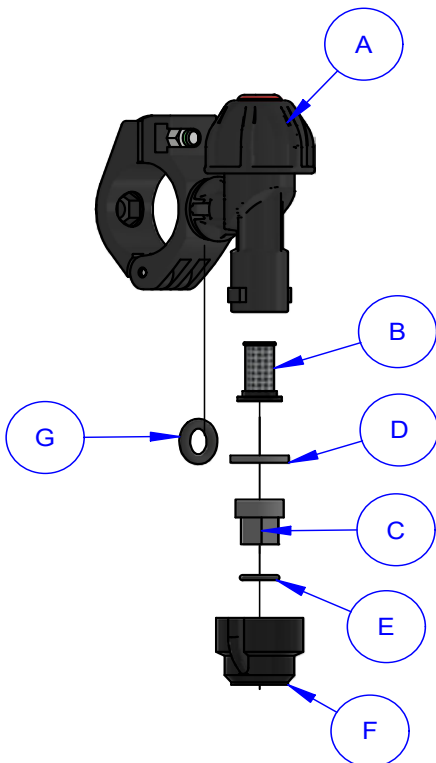
ITEM	PART #	DESCRIPTION	QTY
-	075614	ASSEMBLY, 6' WALKWAY	-
1	010002	(REF) FASTENER, HHCS 1/4"-20 X 3/4"	8
2	010042	(REF) FASTENER, HHCS 3/8"-16 X 2-1/2"	6
3	075547	WELDMENT, INSIDE HANDRAIL UPRIGHT F/ END SECTION	2
4	075553	WELDMENT, REAR LH END WALKWAY SUPPORT	1
5	075558	WELDMENT, REAR RH END WALKWAY SUPPORT	1
6	075615	WELDMENT, 6' REAR WALKWAY DECK	1
7	075619	KICK PANEL, OUTSIDE F/ 6' SECTION	1
8	075620	KICK PANEL, INSIDE F/ 6' SECTION	1
9	075621	TUBE, 6' OUTSIDE HAND RAIL	1
10	075622	TUBE, 6' INSIDE HAND RAIL	2

SECTION 1 PARTS

Assembly, 12' Spray Bar Illustration



Item	Part #	Description	QTY
-	074549	ASSEMBLY, SPRAY BAR IDLE END	1
-	074548	ASSEMBLY, SPRAY BAR OPERATOR END	1
1	067945	1" FEMALE PVC QUICK COUPLER	1
2	074429	PVC PIPE, IDLE END 1" SCH80	1
3	074530	ASSEMBLY, NOZZLE	8
4	041598	BUSHING, 1X3/4" SCH80 PVC THREADED	1
5	041599	TEE 1" SCH80 PVC	1
6	041602	CAP 1" SCH80 PVC	2
7	067944	1" MALE PVC QUICK COUPLER	1
8	074627	PVC PIPE, OPERATOR END 1" SCH80	1
9	074628	PVC PIPE, SHORT SECTION 1" SCH80	1
A	074501	ASSEMBLY, NOZZLE BODY	1
B	074528	STRAINER, 50 MESH	1
C	074529	TIP HOLLOW CONE	1
D	074531	GASKET, SEAT FOR SPRAY NOZZLE	1
E	074532	O-RING	1
F	074527	CAP FOR NOZZLE	1
G	075135	O-RING	1



Spray Bar Parts List

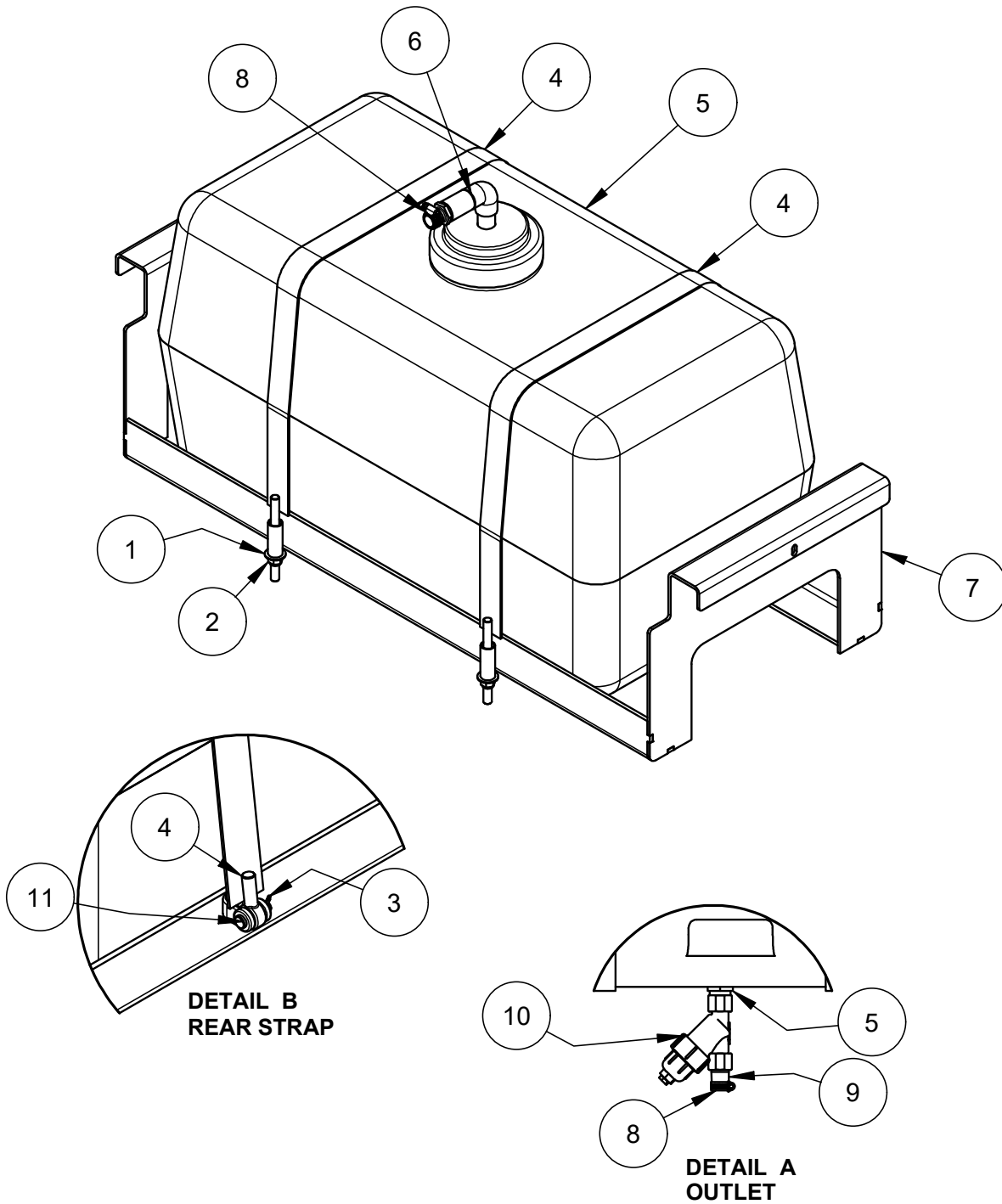
SECTION 1 PARTS

SPRAY BAR INDIVIDUAL ASSEMBLIES	
Part #	Description
074548	[A] ASSEMBLY, SPRAY BAR OPERATOR END
074549	[B] ASSEMBLY, SPRAY BAR IDLE END
074520	ASSEMBLY, SPRAY BAR 2'
074441	ASSEMBLY, SPRAY BAR 4'
074565	ASSEMBLY, SPRAY BAR 5'
074498	ASSEMBLY, SPRAY BAR 6'

TRTP 265 SPRAY BAR ASSEMBLY MATRIX			
MACHINE LENGTH	SPRAY BAR PART #	DESCRIPTION	QTY
12'	A-B	ASSEMBLY, 12' SPRAY BAR	-
14'	A-2'-B	ASSEMBLY, 14' SPRAY BAR	-
16'	A-4'-B	ASSEMBLY, 16' SPRAY BAR	-
18'	A-2'-4'-B	ASSEMBLY, 18' SPRAY BAR	-
20'	A-2'-4'-2'-B	ASSEMBLY, 20' SPRAY BAR	-
22'	A-4'-6'-B	ASSEMBLY, 22' SPRAY BAR	-
24'	A-4'-4'-4'-B	ASSEMBLY, 24' SPRAY BAR	-
26'	A-6'-2'-6'-B	ASSEMBLY, 26' SPRAY BAR	-
28'	A-6'-4'-6'-B	ASSEMBLY, 28' SPRAY BAR	-
30'	A-6'-2'-4'-6'-B	ASSEMBLY, 30' SPRAY BAR	-
32'	A-6'-2'-4'-2'-6'-B	ASSEMBLY, 32' SPRAY BAR	-
34'	A-5'-4'-4'-4'-5'-B	ASSEMBLY, 34' SPRAY BAR	-

**SECTION 1
PARTS**

Assembly, Water Spray



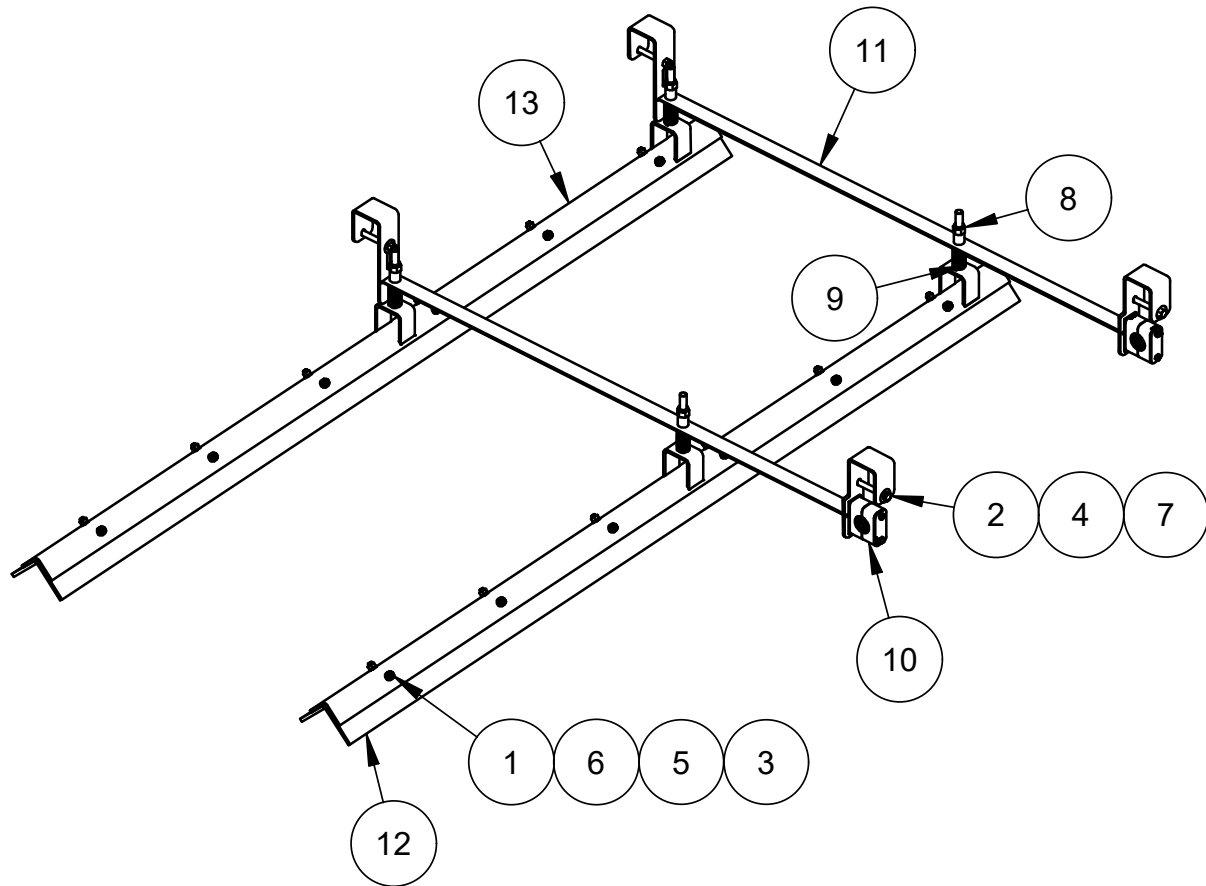
Water Spray Parts List

SECTION 1 PARTS

ITEM	PART #	DESCRIPTION	QTY
-	073446	ASSEMBLY, WATER SPRAY	1
1	010085	FASTENER, FLAT WASHER 1/2"	2
2	011238	FASTENER, HEX NUT NYLOCK 1/2"-13	2
3	012361	COTTER PIN, 1/8" X 1"	2
4	029139	WELDMENT, TANK STRAP BRACKET	2
5	029317	TANK, 55 GAL WATER CAP - DRILLED	1
6	038233	ASSEMBLY, RETURN TUBE	1
7	038584	BRACKET, MOD BARREL	1
8	038664	#10 HOSE CLAMP	2
9	040116	FITTING, 3/4 CLOSE NIPPLE	1
10	048382	Y-STRAINER, POLY 3/4" NPT	1
11	077317	PIN, 3/8" X 1-3/8" CLEVIS	2

SECTION 1 PARTS

Assembly, 6' Scraper Illustration



ITEM	PART #	DESCRIPTION	QTY
-	051666	ASSEMBLY, 6' SCRAPER SECTION (IDLE END)	1
1	010020	FSTN, HHCS 5/16"-18 X 1"	24
2	010045	FSTN, HHCS 3/8"-16 X 3-1/4"	4
3	010082	FSTN, FLAT WASHER 5/16"	24
4	010083	FSTN, FLAT WASHER 3/8"	8
5	010090	FSTN, LOCK WASHER 5/16"	24
6	010100	FSTN, HEX NUT 5/16"-18	24
7	010464	FSTN, HEX NUT NYLOCK 3/8"-16	4
8	011238	FSTN, HEX NUT NYLOCK 1/2"-13	4
9	033963	SPRING	4
10	051299	CLAMP	2
11	051652	WELDMENT, SCRAPER MOUNT	2
12	051655	6' TIVAR F/ SCRAPER	4
13	065859	WELDMENT, 6' SCRAPER END	2

Scraper Parts List

SECTION 1 PARTS

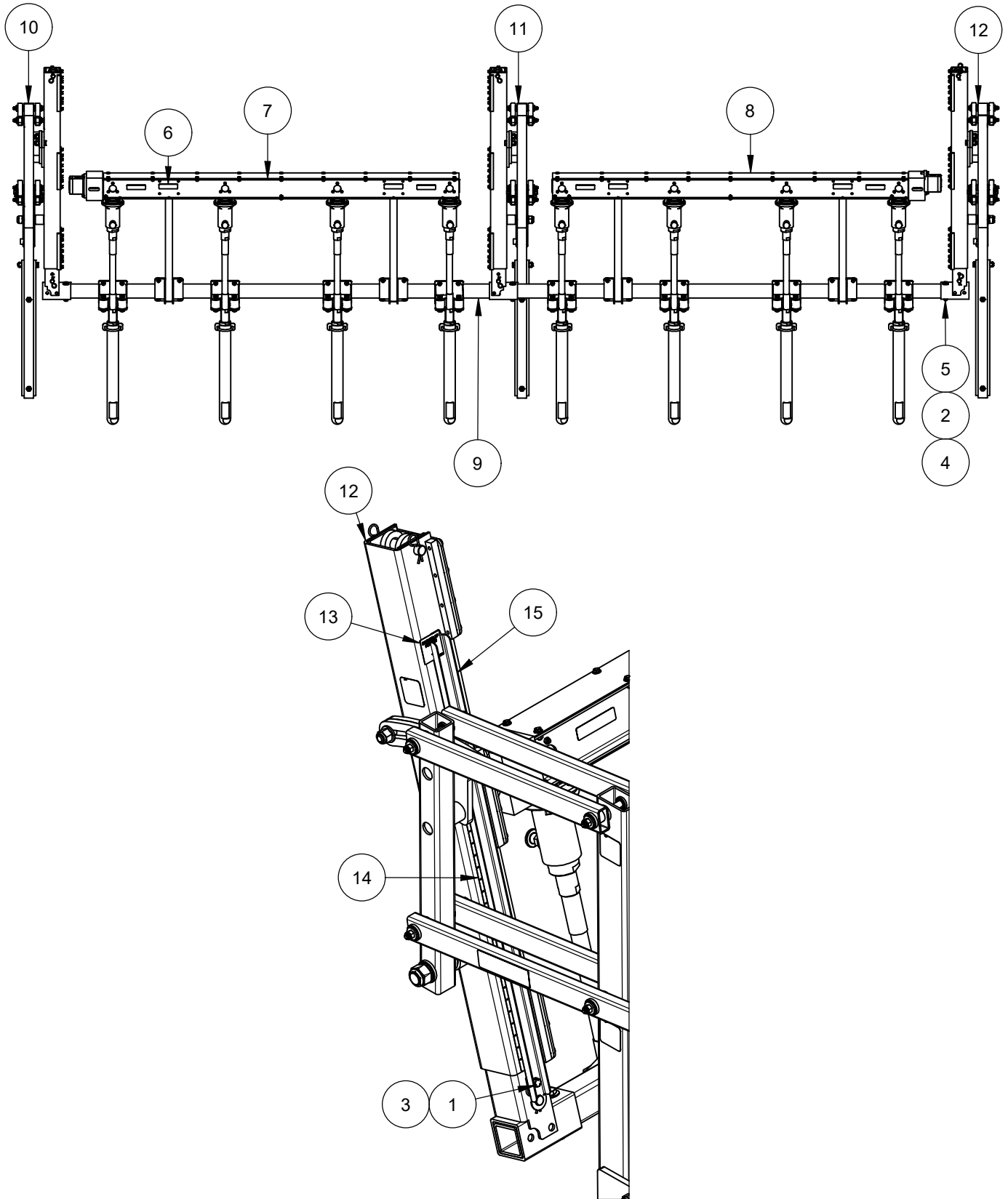
SCRAPER INDIVIDUAL ASSEMBLIES	
Part #	Description
074550	[A] ASSEMBLY, SCRAPER OPERATOR END
051666	[B] ASSEMBLY, SCRAPER IDLE END
067844	ASSEMBLY, SCRAPER 2'
051662	ASSEMBLY, SCRAPER 4'
051672	ASSEMBLY, SCRAPER 5'
051656	ASSEMBLY, SCRAPER 6'

TRTP 265 SCRAPER ASSEMBLY MATRIX		
MACHINE LENGTH	SCRAPER SECTION	QTY
12'	A-B	-
14'	A-2'-B	-
16'	A-4'-B	-
18'	A-2'-4'-B	-
20'	A-2'-4'-2'-B	-
22'	A-4'-6'-B	-
24'	A-4'-4'-4'-B	-
26'	A-6'-2'-6'-B	-
28'	A-6'-4'-6'-B	-
30'	A-6'-2'-4'-6'-B	-
32'	A-6'-2'-4'-2'-6'-B	-
34'	A-5'-4'-4'-4'-5'-B	-

PART #	DESCRIPTION	QTY
067909	SCRAPER, 2' TIVAR	4
051664	SCRAPER, 4' TIVAR	4
051670	SCRAPER, 5' TIVAR	4
051655	SCRAPER, 6' TIVAR	4

SECTION 1 PARTS

Assembly, 18' Gang Vibration Illustration



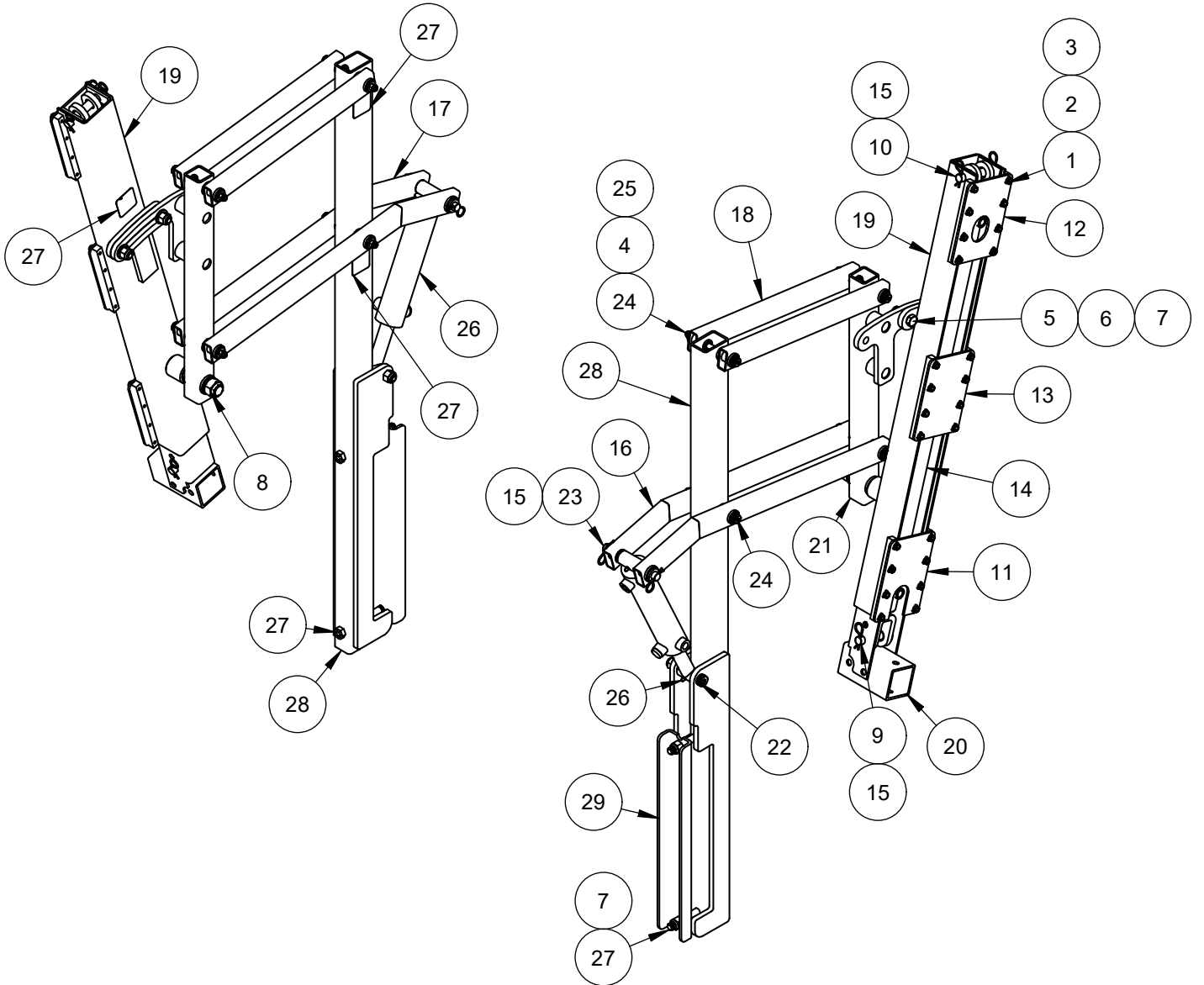
Scraper Parts List

SECTION 1 PARTS

ITEM	PART #	DESCRIPTION	QTY
-	075603	ASSEMBLY, 18' GANG VIBRATION	1
1	010036	FASTENER, 3/8"-16 X 1"	1
2	010085	FASTENER, FLAT WASHER 1/2"	14
3	010091	FASTENER, LOCK WASHER 3/8"	1
4	011238	FASTENER, HEX NUT NYLOCK 1/2"-13	7
5	038781	FASTENER, HHCS 1/2"-13 X 3-3/4'	7
6	066512	DECAL, NOTICE IT IS NOT UNCOMMON..	4
7	067706	ASSEMBLY, RH 4 BANK RACK	1
8	067707	ASSEMBLY, LH 4 BANK RACK	1
9	067709	TUBE, RACK SUPPORT BOTTOM VIB 18'	1
10	075561	ASSEMBLY, RH GANG LIFT	1
11	075562	ASSEMBLY RH CENTER GANG LIFT	1
12	075563	ASSEMBLY, LH GANG LIFT	1
13	075888	DECAL, RACK FULL UP	1
14	076026	DECAL, DEPTH GAUGE RULE	1
15	076036	WELDMENT, DEPTH SCALE LOCATOR	1

SECTION 1 PARTS

Assembly, LH Gang Lift



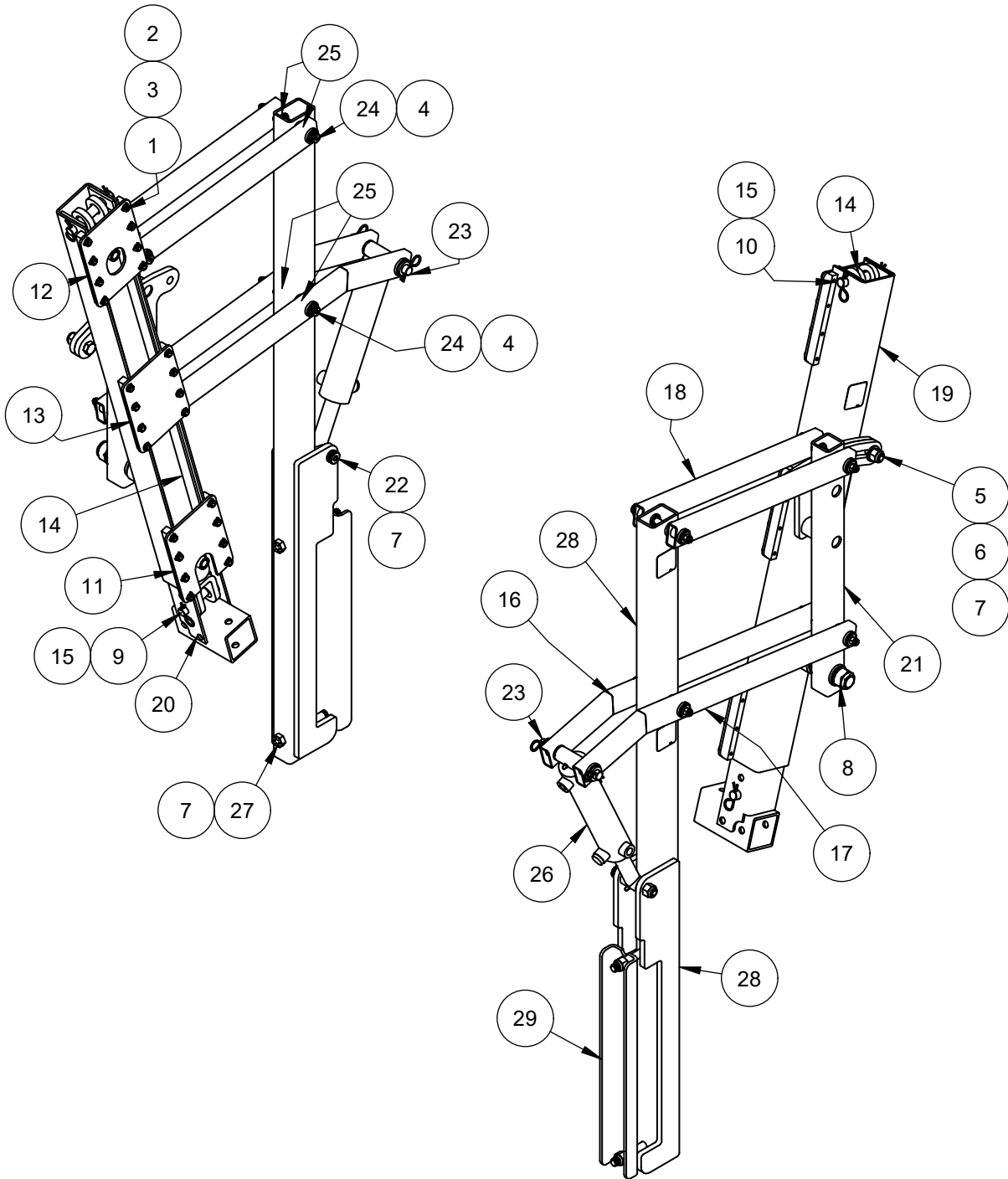
LH Gang Lift Parts List

SECTION 1 PARTS

ITEM	PART #	DESCRIPTION	QTY
-	075563	ASSEMBLY, LH GANG LIFT	1
1	010019	FASTENER, HHCS 5/16"-18 X 3/4"	24
2	010082	FASTENER, FLAT WASHER 5/16"	24
3	010090	FASTENER, LOCK WASHER 5/16"	24
4	010464	FASTENER, HEX NUT NYLOCK 3/8"-16	4
5	010632	FASTENER, HHCS 5/8"-11 X 2"	2
6	012982	FASTENER, FLAT WASHER 5/8"	2
7	037139	FASTENER, HEX NUT NYLOCK 5/8"-11	5
8	038783	FASTENER, HEX NUT NYLOCK 1"-8	1
9	048255	PIN F/ CYLINDER, SHORT	1
10	048256	PIN F/ CYLINDER, LONG	1
11	049318	PLATE, BOTTOM HOLDING	1
12	049319	PLATE, TOP HOLDING	1
13	049320	PLATE, MIDDLE HOLDING	1
14	049366	CYLINDER, LIFT F/ GANG RACK	1
15	051629	HAIR PIN, 1/2" TO 3/4" SHAFT SIZE	6
16	067634	ASSEMBLY, LH LOWER ARM	1
17	067635	ASSEMBLY, RH LOWER ARM	1
18	067637	ASSEMBLY, TOP ARM	2
19	067668	WELDMENT, FRONT CHANNEL, FEMALE	1
20	067670	WELDMENT, RH OUTSIDE CHANNEL, MALE	1
21	067719	ASSEMBLY, FRONT LH UPRIGHT	1
22	067721	FASTENER, SHLDR BOLT 3/4" DIA. X 3" LONG	1
23	067722	PIN, F/ IN/OUT LIFT CYLINDER	1
24	068155	FASTENER, SHLDR BOLT 1/2" DIA. X 5-1/2" LONG	4
25	068156	BUSHING, FLANGED 1/2" X 3/4" X 3/4"	4
26	068172	CYLINDER, GANG RACK IN/OUT	1
27	075529	FASTENER, HHCS 5/8"-11 X 6-1/2"	2
28	075564	WELDMENT, UPRIGHT BEAM	1
29	075567	CHANNEL, GANG RACK CLAMP	1

SECTION 1 PARTS

Assembly, RH Gang Lift



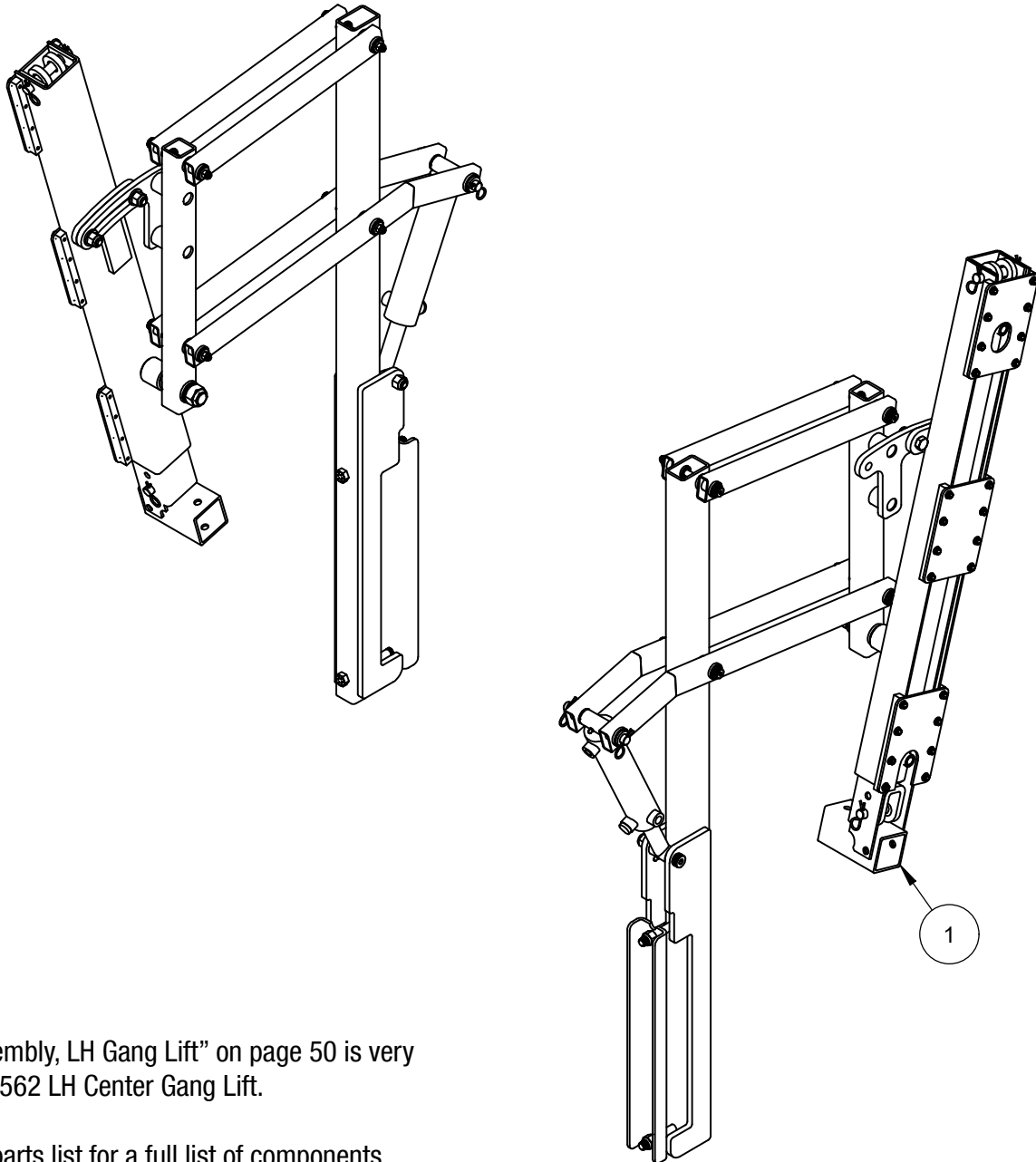
RH Gang Lift Parts List

SECTION 1 PARTS

ITEM	PART #	DESCRIPTION	QTY
-	075561	ASSEMBLY, RH GANG LIFT	1
1	010019	FASTENER, HHCS 5/16"-18 X 3/4"	24
2	010082	FASTENER, FLAT WASHER 5/16"	24
3	010090	FASTENER, LOCK WASHER 5/16"	24
4	010464	FASTENER, HEX NUT NYLOCK 3/8"-16	4
5	010632	FASTENER, HHCS 5/8"-11 X 2"	2
6	012982	FASTENER, FLAT WASHER 5/8"	2
7	037139	FASTENER, HEX NUT NYLOCK 5/8"-11	5
8	038783	FASTENER, HEX NUT NYLOCK 1"-8	1
9	048255	PIN F/ CYLINDER, SHORT	1
10	048256	PIN F/ CYLINDER, LONG	1
11	049318	PLATE, BOTTOM HOLDING	1
12	049319	PLATE, TOP HOLDING	1
13	049320	PLATE, MIDDLE HOLDING	1
14	049366	CYLINDER, LIFT F/ GANG RACK	1
15	051629	HAIR PIN, 1/2" TO 3/4" SHAFT SIZE	6
16	067634	ASSEMBLY, LH LOWER ARM	1
17	067635	ASSEMBLY, RH LOWER ARM	1
18	067637	ASSEMBLY, TOP ARM	2
19	067668	WELDMENT, FRONT CHANNEL, FEMALE	1
20	067670	WELDMENT, RH OUTSIDE CHANNEL, MALE	1
21	067720	ASSEMBLY, FRONT RH UPRIGHT	1
22	067721	FASTENER, SHLDR BOLT 3/4" DIA. X 3" LONG	1
23	067722	PIN, F/ IN/OUT LIFT CYLINDER	1
24	068155	FASTENER, SHLDR BOLT 1/2" DIA. X 5-1/2" LONG	4
25	068156	BUSHING, FLANGED 1/2" X 3/4" X 3/4"	4
26	068172	CYLINDER, GANG RACK IN/OUT	1
27	075529	FASTENER, HHCS 5/8"-11 X 6-1/2"	2
28	075564	WELDMENT, UPRIGHT BEAM	1
29	075567	CHANNEL, GANG RACK CLAMP	1

**SECTION 1
PARTS**

Assembly, LH Center Gang Lift



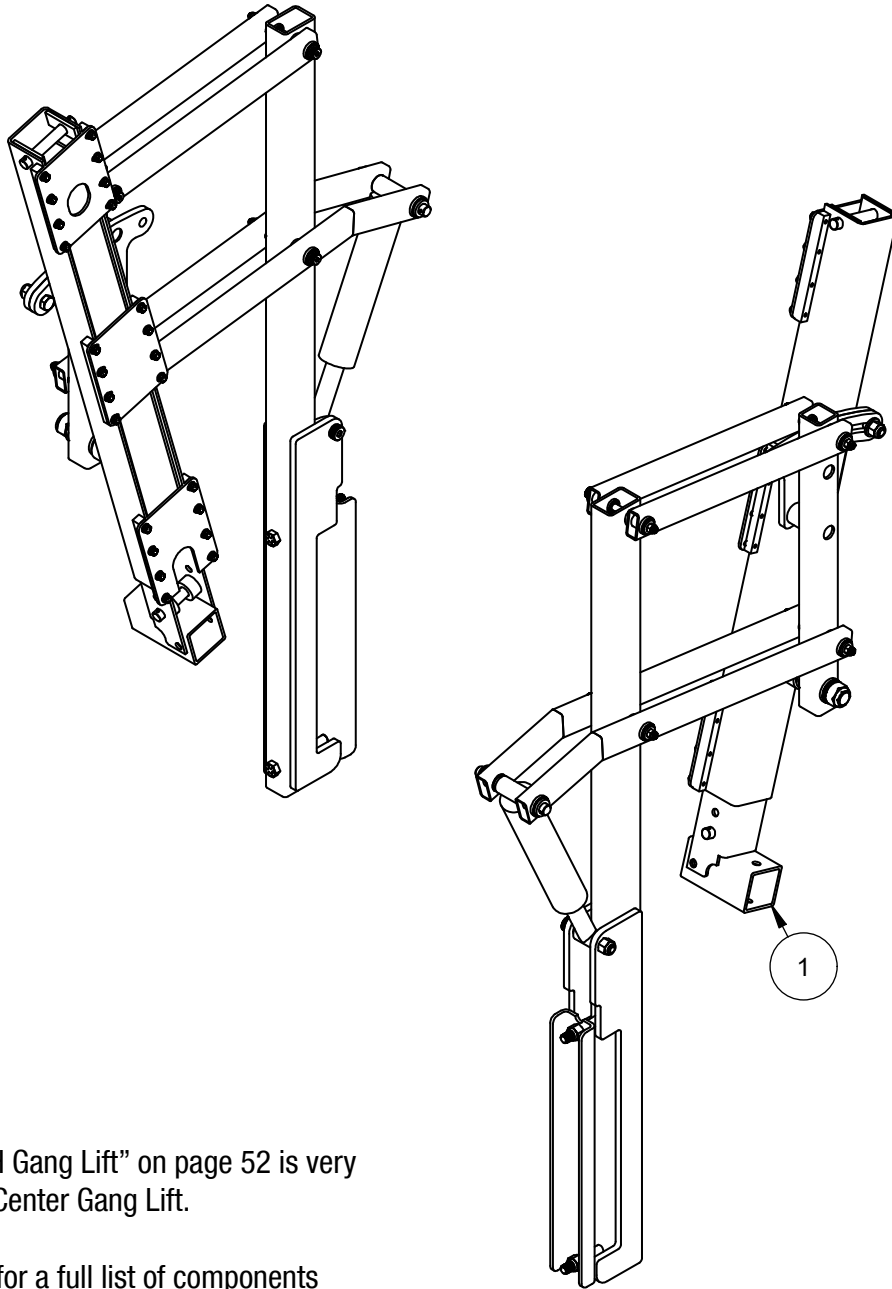
075563 "Assembly, LH Gang Lift" on page 50 is very similar to 075562 LH Center Gang Lift.

Ref. 075563 parts list for a full list of components

ITEM	PART #	DESCRIPTION	QTY
-	075562	ASSEMBLY, LH CENTER GANG LIFT	1
1	067619	WELDMENT, MALE JACK TUBE CHANNEL F/	1

Assembly, RH Center Gang Lift

SECTION 1 PARTS



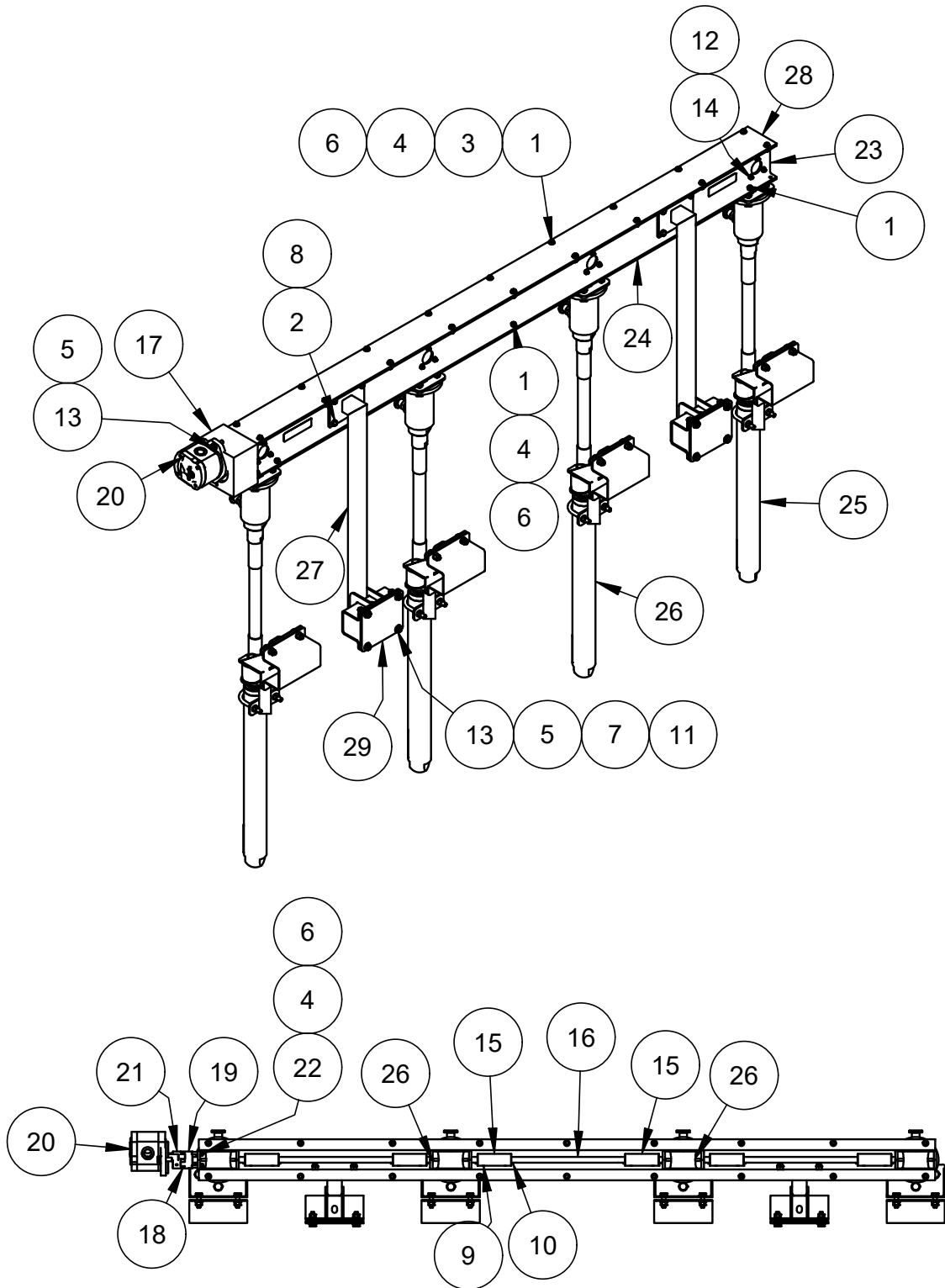
075661 "Assembly, RH Gang Lift" on page 52 is very similar to 075868 RH Center Gang Lift.

Ref. 075561 parts list for a full list of components

ITEM	PART #	DESCRIPTION	QTY
-	075868	ASSEMBLY, RH CENTER GANG LIFT	1
1	067619	WELDMENT, MALE JACK TUBE CHANNEL F/	1

SECTION 1 PARTS

Assembly, 4 Bank Vibrator Gang



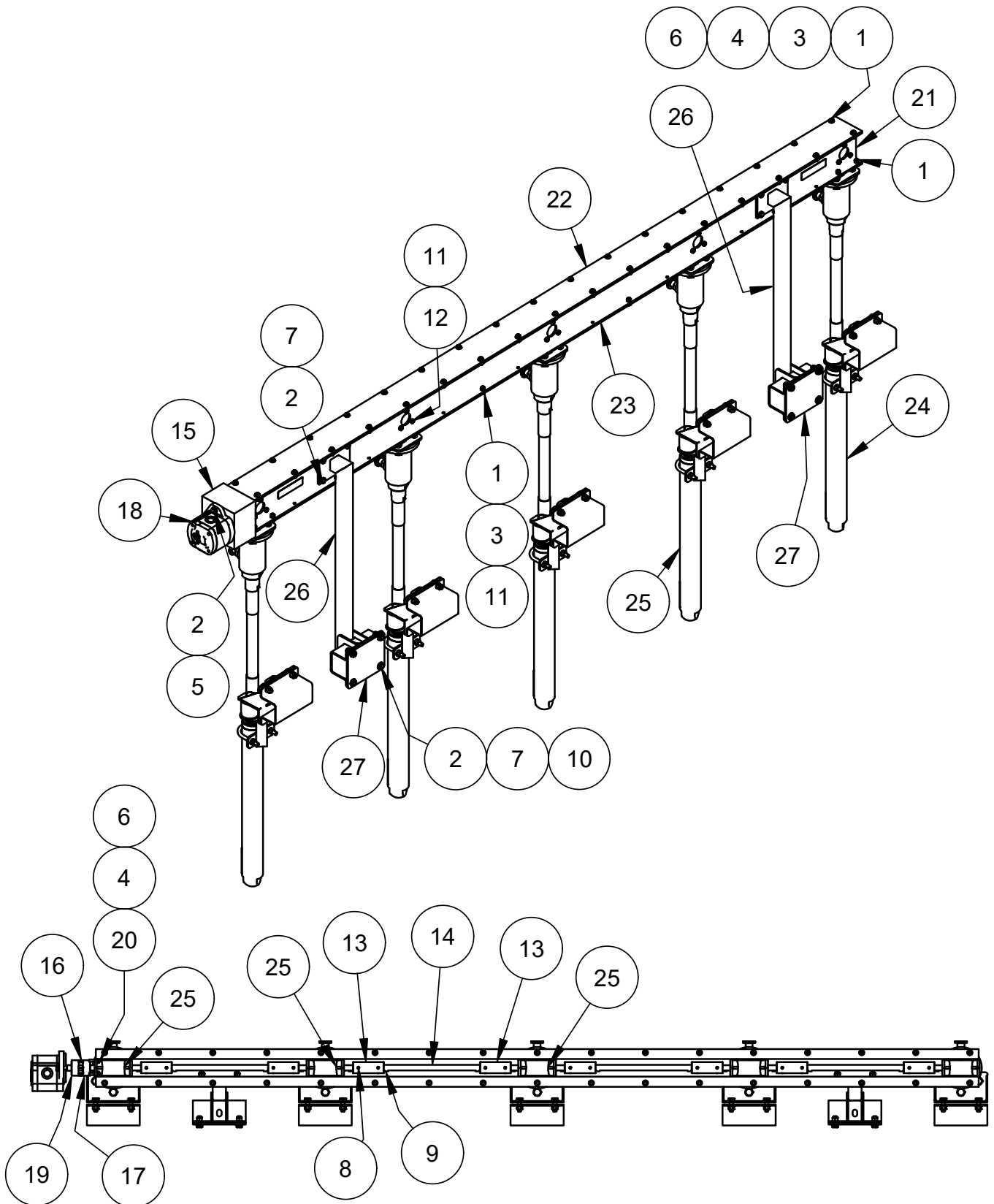
4 Bank Vibrator Gang Parts List

SECTION 1 PARTS

ITEM	PART #	DESCRIPTION	QTY
-	067707	ASSEMBLY, 4 BANK VIBRATING GANG	1
1	010002	FASTENER, HHCS 1/4"-20 X 3/4"	28
2	010036	FASTENER, HHCS 3/8"-16 X 1"	8
3	010081	FASTENER, FLAT WASHER 1/4"	28
4	010089	FASTENER, LOCK WASHER 1/4"	28
5	010091	FASTENER, LOCK WASHER 3/8"	10
6	010098	FASTENER, HEX NUT 1/4"-20	28
7	010102	FASTENER, HEX NUT 3/8"-16	8
8	010464	FASTENER, HEX NUT NYLOCK 3/8"-16	8
9	012869	FASTENER, SHSS 1/4"-20 X 3/8"	24
10	015813	KEY, 3/16" SQ X 1"	12
11	017751	FASTENER, FLAT WASHER 3/8"	8
12	020542	FASTENER, STOVER LOCK NUT 1/4"-20	12
13	032875	FASTENER, HHCS 3/8"-16 X 1-1/4"	10
14	033711	FASTENER, HHCS 1/4"-20 X 2-3/4"	12
15	044859	COUPLER F/ DRIVE SHAFT	6
16	044860	DRIVE SHAFT, 15-1/2"	3
17	044889	ADAPTER BLOCK F/ GEARBOX DRIVE	1
18	049327	SPIDER, LOVEJOY F/ JAW COUPLER	1
19	049345	JAW COUPLER (685144-37240)	1
20	049367	HYDRAULIC MOTOR	1
21	049416	JAW COUPLER (685144-10688)	1
22	049959	STUD F/ ADAPTER BLOCK MOUNT	4
23	067674	CHANNEL, 4 BANK	2
24	067675	COVER, BOTTOM F/ 4 BANK	1
25	067687	ASSEMBLY, LH END VIBRATOR	1
26	067689	ASSEMBLY, VIBRATOR	3
27	067692	WELDMENT, BRACKET GANG RACK SUPPORT	2
28	067693	COVER, TOP F/ 4 BANK	1
29	067717	PLATE, BACK F/ GANG RACK UPRIGHT MOUNT	2

SECTION 1 PARTS

Assembly, 5 Bank Vibrator Gang



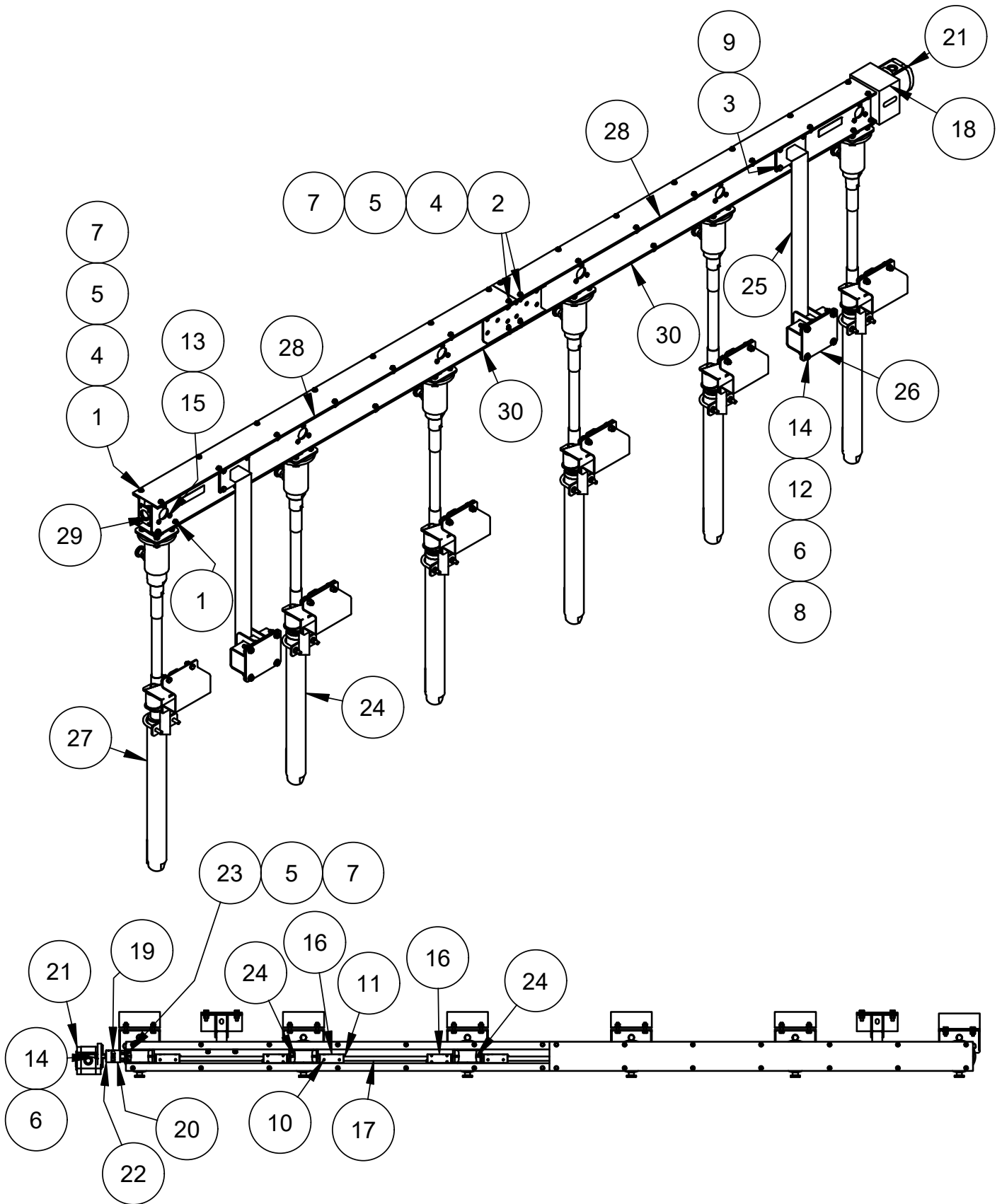
5 Bank Vibrator Gang Parts List

SECTION 1 PARTS

ITEM	PART #	DESCRIPTION	QTY
-	067708	ASSEMBLY, 5 BANK VIBRATING GANG	1
1	010002	FASTENER, HHCS 1/4"-20 X 3/4"	50
2	010036	FASTENER, HHCS 3/8"-16 X 1"	18
3	010081	FASTENER, FLAT WASHER 1/4"	51
4	010089	FASTENER, LOCK WASHER 1/4"	28
5	010091	FASTENER, LOCK WASHER 3/8"	2
6	010098	FASTENER, HEX NUT 1/4"-20	38
7	010464	FASTENER, HEX NUT NYLOCK 3/8"-16	16
8	012869	FASTENER, SHSS 1/4"-20 X 3/8"	32
9	015813	KEY, 3/16" SQ X 1"	16
10	017751	FASTENER, FLAT WASHER 3/8"	8
11	029671	FASTENER, HEX NUT NYLOCK 1/4"-20	31
12	033711	FASTENER, HHCS 1/4"-20 X 2-3/4"	15
13	044859	COUPLER F/ DRIVE SHAFT	8
14	044860	DRIVE SHAFT, 15-1/2"	4
15	044889	ADAPTER BLOCK F/ GEARBOX DRIVE	1
16	049327	SPIDER, LOVEJOY F/ JAW COUPLER	1
17	049345	JAW COUPLER (685144-37240)	1
18	049367	HYDRAULIC MOTOR	1
19	049416	JAW COUPLER (685144-10688)	1
20	049959	STUD F/ ADAPTER BLOCK MOUNT	1
21	067678	CHANNEL, 5 BANK	2
22	067679	COVER, TOP F/ 5 BANK	1
23	067680	COVER, BOTTOM F/ 5 BANK	1
24	067687	ASSEMBLY, LH END VIBRATOR	1
25	067689	ASSEMBLY, VIBRATOR	4
26	067692	WELDMENT, BRACKET GANG RACK SUPPORT	2
27	067717	PLATE, BACK F/ GANG RACK UPRIGHT MOUNT	2

SECTION 1 PARTS

Assembly, 6 Bank Vibrator Gang



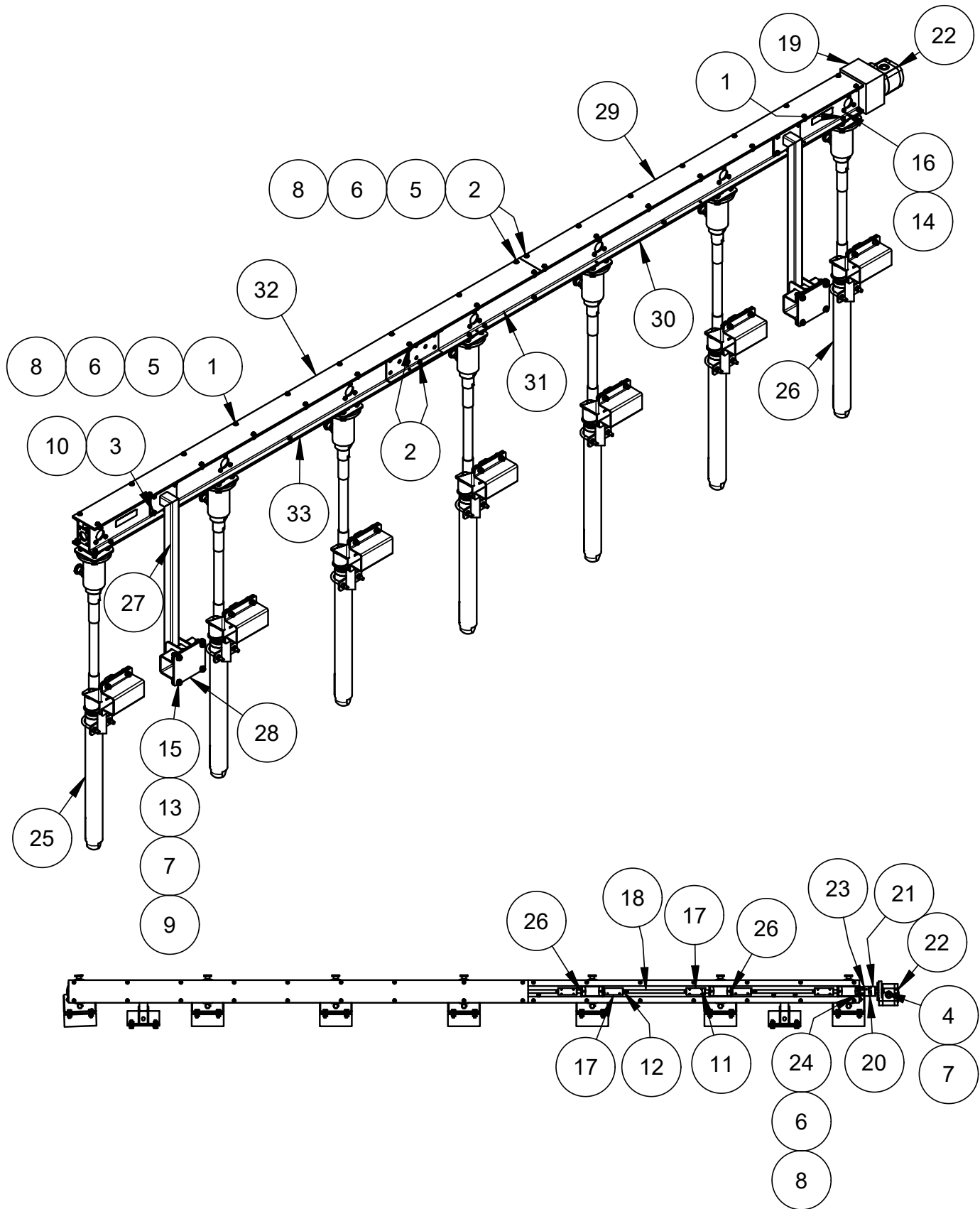
6 Bank Vibrator Gang Parts List

SECTION 1 PARTS

ITEM	PART #	DESCRIPTION	QTY
-	068144	ASSEMBLY, 6 BANK VIBRATING GANG	1
1	010002	FASTENER, HHCS 1/4"-20 X 3/4"	40
2	010003	FASTENER, HHCS 1/4"-20 X 1"	8
3	010036	FASTENER, HHCS 3/8"-16 X 1"	8
4	010081	FASTENER, FLAT WASHER 1/4"	48
5	010089	FASTENER, LOCK WASHER 1/4"	52
6	010091	FASTENER, LOCK WASHER 3/8"	10
7	010098	FASTENER, HEX NUT 1/4"-20	52
8	010102	FASTENER, HEX NUT 3/8"-16	8
9	010464	FASTENER, HEX NUT NYLOCK 3/8"-16	8
10	012869	FASTENER, SHSS 1/4"-20 X 3/8"	40
11	015813	KEY, 3/16" SQ X 1"	20
12	017751	FASTENER, FLAT WASHER 3/8"	8
13	029671	FASTENER, HEX NUT NYLOCK 1/4"-20	18
14	032875	FASTENER, HHCS 3/8"-16 X 1-1/4"	10
15	033711	FASTENER, HHCS 1/4"-20 X 2-3/4"	18
16	044859	COUPLER F/ DRIVE SHAFT	10
17	044860	DRIVE SHAFT, 15-1/2"	5
18	044889	ADAPTER BLOCK F/ GEARBOX DRIVE	1
19	049327	SPIDER, LOVEJOY F/ JAW COUPLER	1
20	049345	JAW COUPLER (685144-37240)	1
21	049367	HYDRAULIC MOTOR	1
22	049416	JAW COUPLER (685144-10688)	1
23	049959	STUD F/ ADAPTER BLOCK MOUNT	4
24	067689	ASSEMBLY, VIBRATOR	5
25	067692	WELDMENT, BRACKET GANG RACK SUPPORT	2
26	067717	PLATE, BACK F/ GANG RACK UPRIGHT MOUNT	2
27	068109	ASSEMBLY, RH END VIBRATOR	1
28	068139	COVER, TOP F/ 6 BANK	2
29	068142	WELDMENT, CHANNEL 6 BANK	2
30	068145	COVER, BOTTOM F/ 6 BANK	2

SECTION 1 PARTS

Assembly, 7 Bank Vibrator Gang



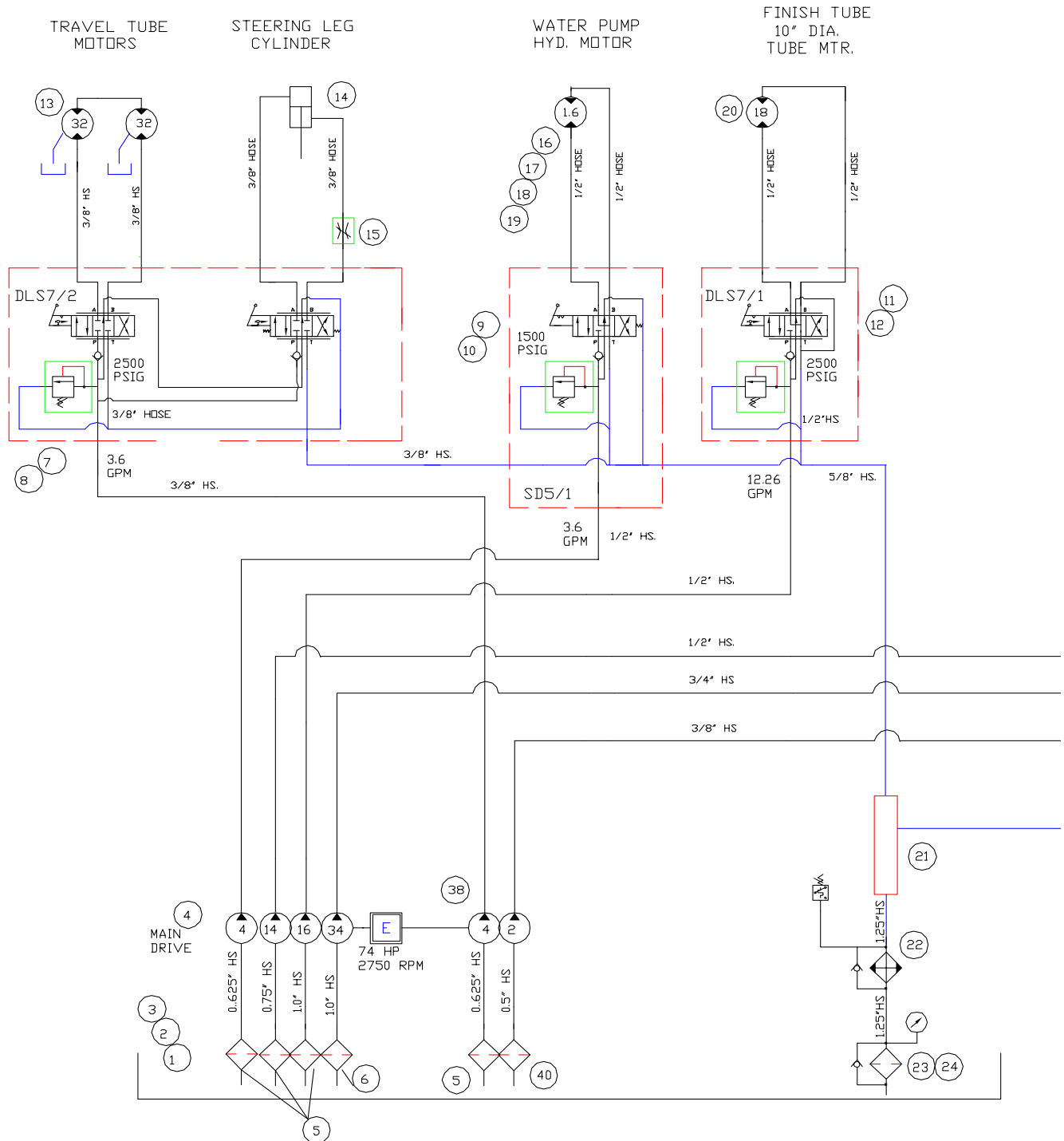
7 Bank Vibrator Gang Parts List

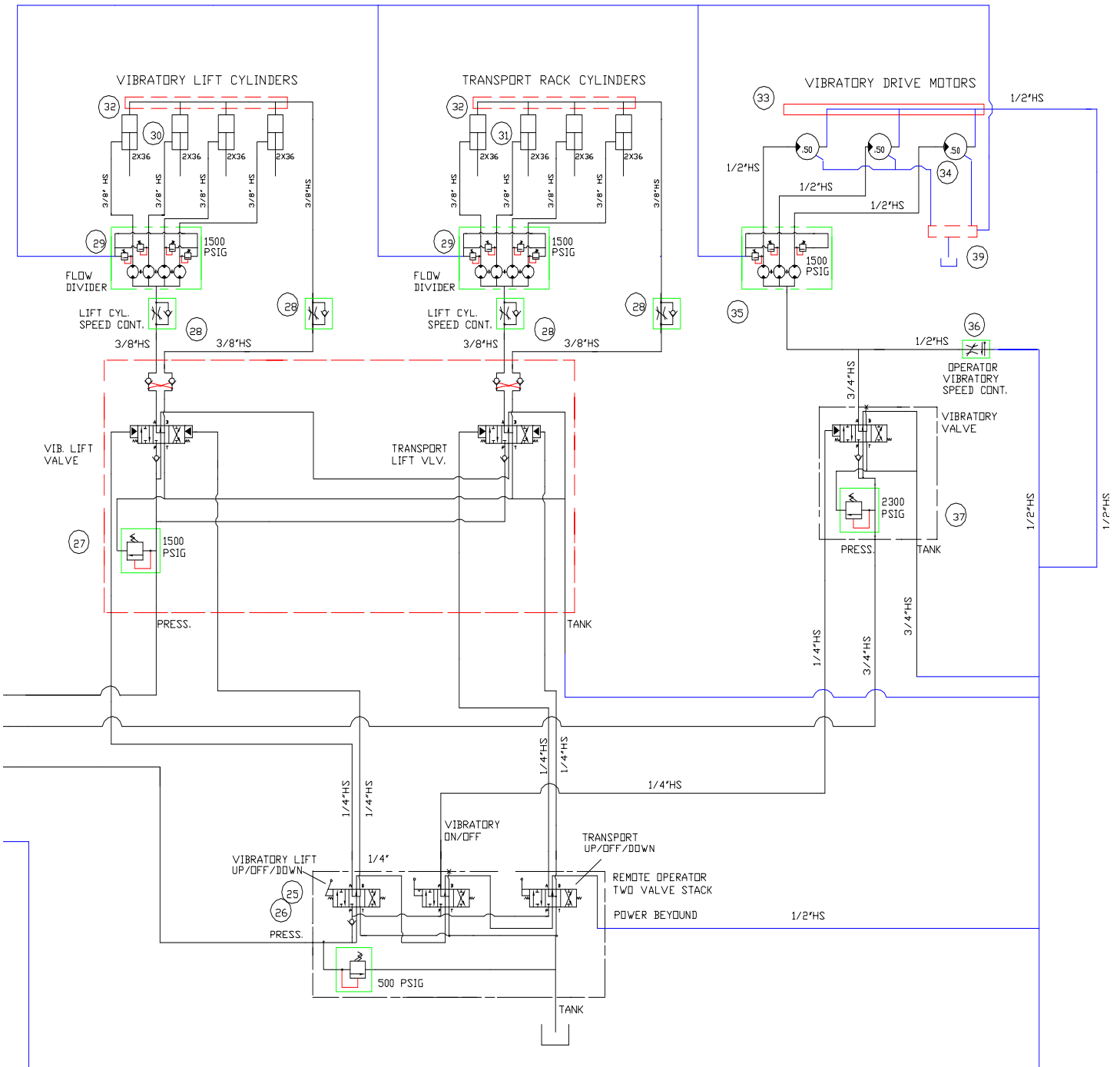
SECTION 1 PARTS

ITEM	PART #	DESCRIPTION	QTY
-	068143	ASSEMBLY, 7 BANK VIBRATING GANG	1
1	010002	FASTENER, HHCS 1/4"-20 X 3/4"	49
2	010003	FASTENER, HHCS 1/4"-20 X 1"	6
3	010036	FASTENER, HHCS 3/8"-16 X 1"	8
4	010037	FASTENER, HHCS 3/8"-16 X 1-1/4"	2
5	010081	FASTENER, FLAT WASHER 1/4"	55
6	010089	FASTENER, LOCK WASHER 1/4"	60
7	010091	FASTENER, LOCK WASHER 3/8"	10
8	010098	FASTENER, HEX NUT 1/4"-20	60
9	010102	FASTENER, HEX NUT 3/8"-16	8
10	010464	FASTENER, HEX NUT NYLOCK 3/8"-16	10
11	012869	FASTENER, SHSS 1/4"-20 X 3/8"	28
12	015813	KEY, 3/16" SQ X 1"	22
13	017751	FASTENER, FLAT WASHER 3/8"	8
14	020542	FASTENER, STOVER LOCK NUT 1/4"-20	24
15	032875	FASTENER, HHCS 3/8"-16 X 1-1/4"	8
16	033711	FASTENER, HHCS 1/4"-20 X 2-3/4"	48
17	044859	COUPLER F/ DRIVE SHAFT	12
18	044860	DRIVE SHAFT, 15-1/2"	6
19	044889	ADAPTER BLOCK F/ GEARBOX DRIVE	1
20	049327	SPIDER, LOVEJOY F/ JAW COUPLER	1
21	049345	JAW COUPLER (685144-37240)	1
22	049367	HYDRAULIC MOTOR	1
23	049416	JAW COUPLER (685144-10688)	1
24	049959	STUD F/ ADAPTER BLOCK MOUNT	4
25	067688	ASSEMBLY, RH END VIBRATOR	1
26	067689	ASSEMBLY, VIBRATOR	6
27	067692	WELDMENT, BRACKET GANG RACK SUPPORT	2
28	067717	PLATE, BACK F/ GANG RACK UPRIGHT MOUNT	2
29	068139	COVER, TOP F/ 6 BANK	2
30	068145	COVER, BOTTOM F/ 6 BANK	2
31	068771	WELDMENT, CHANNEL 7 BANK	1
32	068774	COVER, SECOND TOP F/ 7 BANK	1
33	068775	COVER, SECOND BOTTOM 7 BANK	1

SECTION 1 PARTS

Hydraulic Schematic Example, 32'-34'





**SECTION 1
PARTS**

Hydraulic Schematic (32'-34') Parts List

ITEM	PART #	DESCRIPTION	QTY
1	032960	WELD RING	2
2	032268	FILTER BREATHER ASSEMBLY	2
3	042844	TEMP/LEVEL GAUGE ASSEMBLY	1
4	078133	HYDRAULIC QUAD PUMP	1
5	040073	TMF-10-5 SUCTION STRAINER	4
6	049357	TMF-25-5 SUCTION STRAINER	1
7	040066	TWO VALVE STACK, TRAVEL/STEERING LEG	1
8	040074	CONTROL HANDLE M10X150	2
9	040063	CONTROL VALVE, WATER SPRAY	1
10	055078	CONTROL HANDLE M8X150	1
11	040058	SINGLE VALVE STACK, FINISH TUBE	1
12	040074	CONTROL HANDLE M10X150	1
13	044652	HYDRAULIC TRAVEL MOTORS	2
14	029238	STEERING LEG CYLINDER	1
15	029232	STEERING NEEDLE VALVE	1
16	040065	HYDRAULIC SPRAY MOTOR	1
17	040059	FOOT BRACKET	1
18	040060	COUPLING HALVES	2
19	040061	COUPLING INSERT	1
20	029231	HYDRAULIC FINISH MOTOR	1
21	049358	HEADER MANIFOLD	1
22	077632	HYDRAULIC COOLER	1
-	066143	TEMPERATURE SWITCH	1
-	055127	CONNECTOR, FOR TEMP. SWITCH	1
23	077633	FILTER, RETURN LINE ASSEMBLY	1
24	-	FILTER GAUGE	1
24A	046241	FUEL TANK LEVEL GAUGE	1
24B	029413	RELIEF VALVE, FOR SPRAY	2
24C	047412	THREE WAY BALL VALVE	1
25	077634	THREE STATION PILOT CONTROL VALVE, VIB/RACK LIFT/ TRANSPORT LIFT	1
26	055078	CONTROL HANDLE M8X120	2
27	077635	LIFT/TRANSPORT CYLINDER VALVE STACK	1

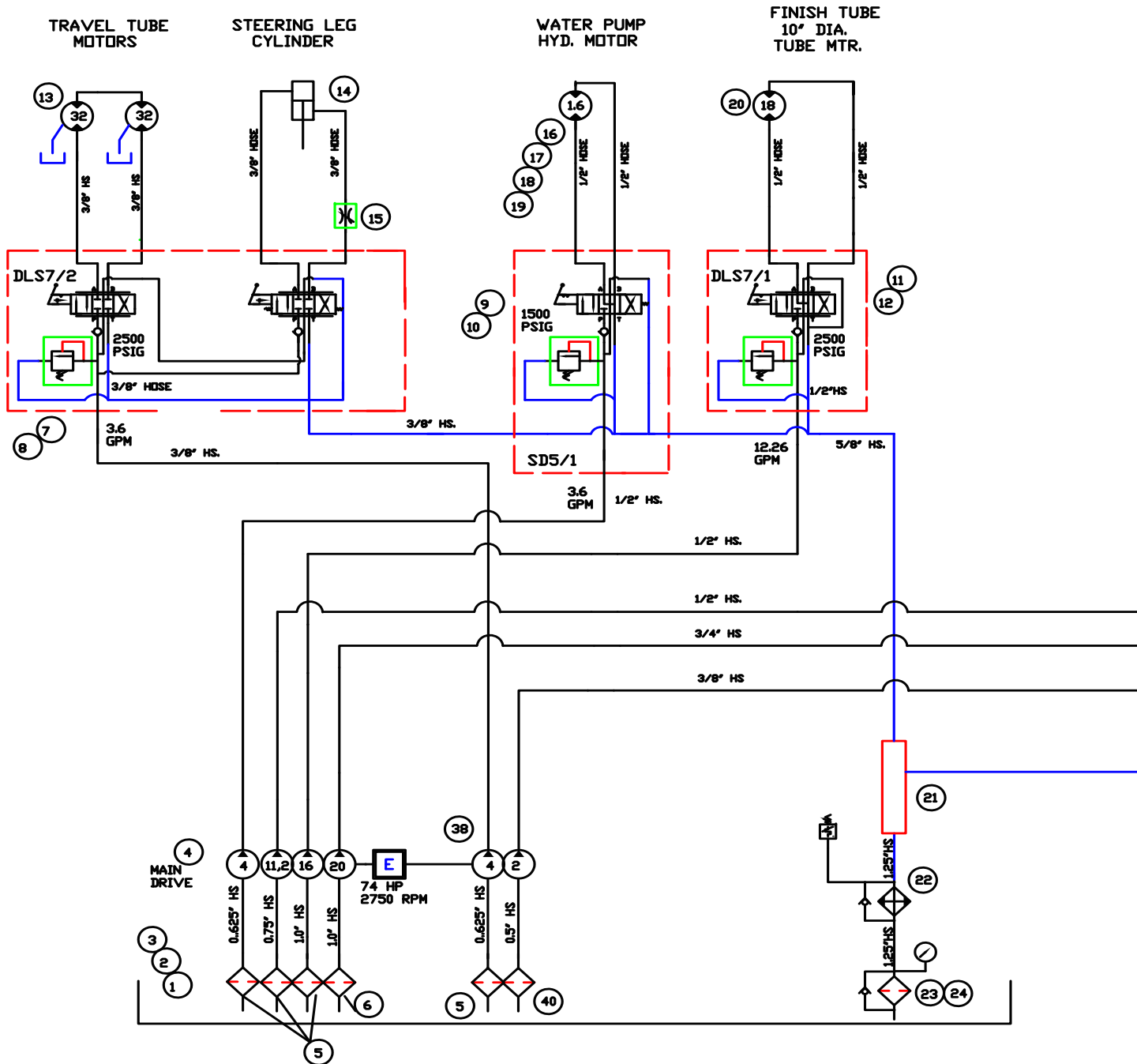
Hydraulic Schematic (32'-34') Parts List Continued

SECTION 1 PARTS

28	049089	FLOW CONTROL VALVES	4
29	077994	FLOW DIVIDER, FOUR SECTION	2
30	049366	VIBRATION LIFT CYLINDER	4
31	068172	TRANSPORT RACK CYLINDER	4
32	055686	MANIFOLD CYLINDER HEADER	2
33	077995	HEADER MANIFOLD	1
34	049367	VIBRATION MOTOR	3
35	077996	FLOW DIVIDER, THREE SECTION	1
36	050451	VIBRATION BYPASS FLOW CONTROL	1
37	049360	VIBRATION MOTOR CONTROL VALVE	1
38	077637	HYDRAULIC TANDEM GEAR PUMP	1
39	068814	CASE DRAIN TANK HEADER MANIFOLD	1
40	040073	TMF-05-5 SUCTION STRAINER	1

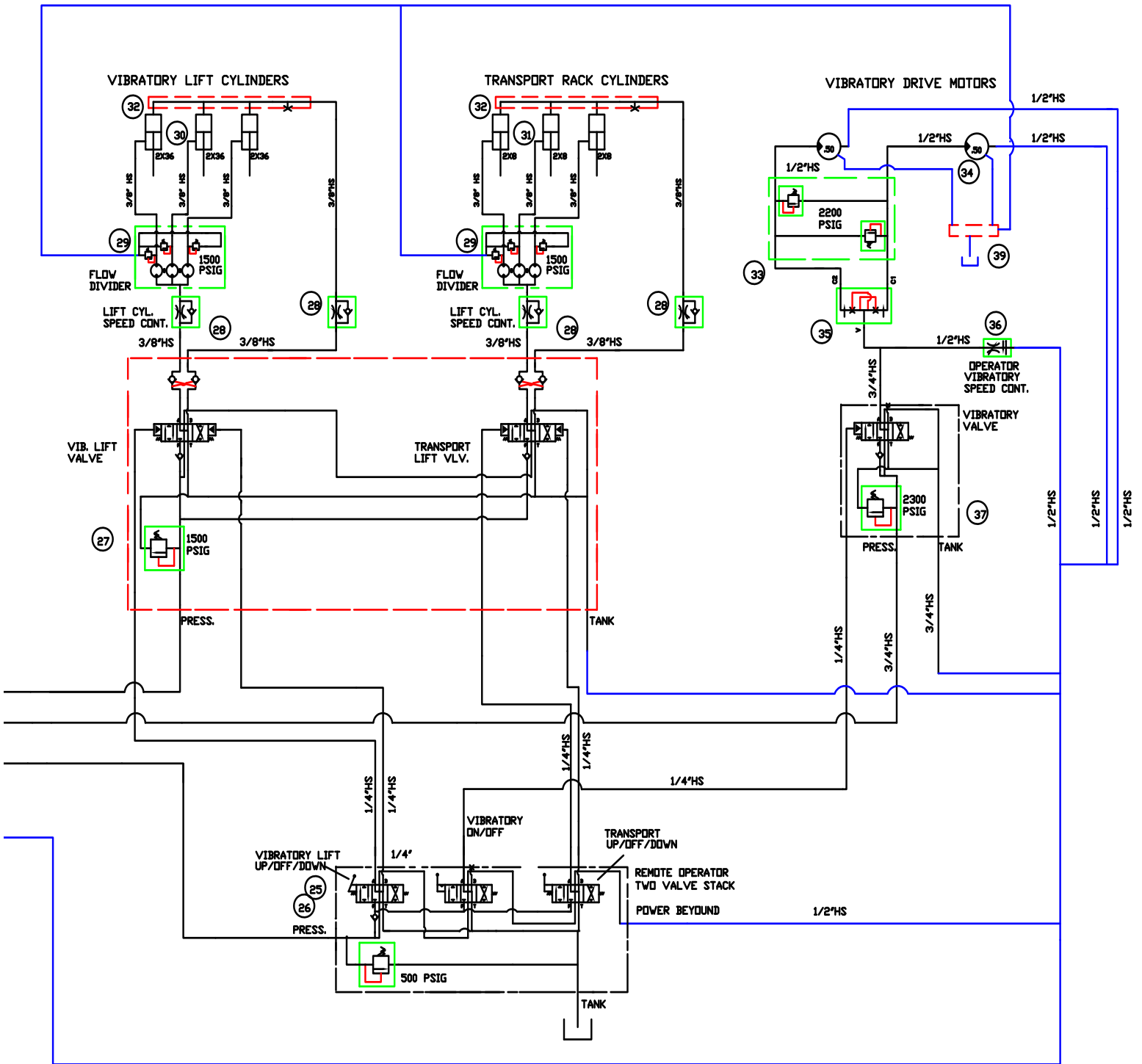
SECTION 1 PARTS

Hydraulic Schematic for 18 to 30 ft



Hydraulic Schematic for 18 to 30 ft

SECTION 1 PARTS



SECTION 1 PARTS

Hydraulic Schematic Parts List for 18 to 30 ft

ITEM	PART #	DESCRIPTION	QTY
1	032960	Weld ring	2
2	032268	Filter Breather assembly	2
3	042844	Temp/Level Gauge assembly	1
4	078133	Hydraulic Quad Pump	1
5	040073	TMF-10-5 Suction Strainer	4
6	049357	TMF-25-5 Suction Strainer	1
7	040066	Two Valve Stack, travel/steering leg	1
8	040074	Control Handle M10x150	2
9	040063	Control Valve, Water Spray	1
10	055078	Control handle M8x150	1
11	040058	Single Valve Stack, finish tube	1
12	040074	Control Handle M10x150	1
13	044652	Hydraulic Travel Motors	2
14	029238	Steering leg Cylinder	1
15	029232	Steering Needle Valve	1
16	040065	Hydraulic Spray motor	1
17	040059	Foot bracket	1
18	040060	Coupling Halves	2
19	040061	Coupling insert	1
20	029231	Hydraulic Finish motor	1
21	049358	Header Manifold	1
22	077632	Hydraulic Cooler	1
-	066143	Temperature Switch	1
-	055127	Connector, for temp. switch	1
23	077633	Filter, Return line assembly	1
24	-	Filter Gauge	1
24A	046241	Fuel Tank level Gauge	1
24B	029413	Relief Valve, for spray	2
24C	047412	Three way ball valve	1
25	077634	Three station pilot control valve, Vib/rack lift/ transport lift	1
26	055078	Control handle M8x120	3
27	077635	Lift/Transport Cylinder Valve Stack	1
28	049089	Flow Control Valves	4
29	077994	Flow Divider, four section	2
30	049366	Vibration lift cylinder	3

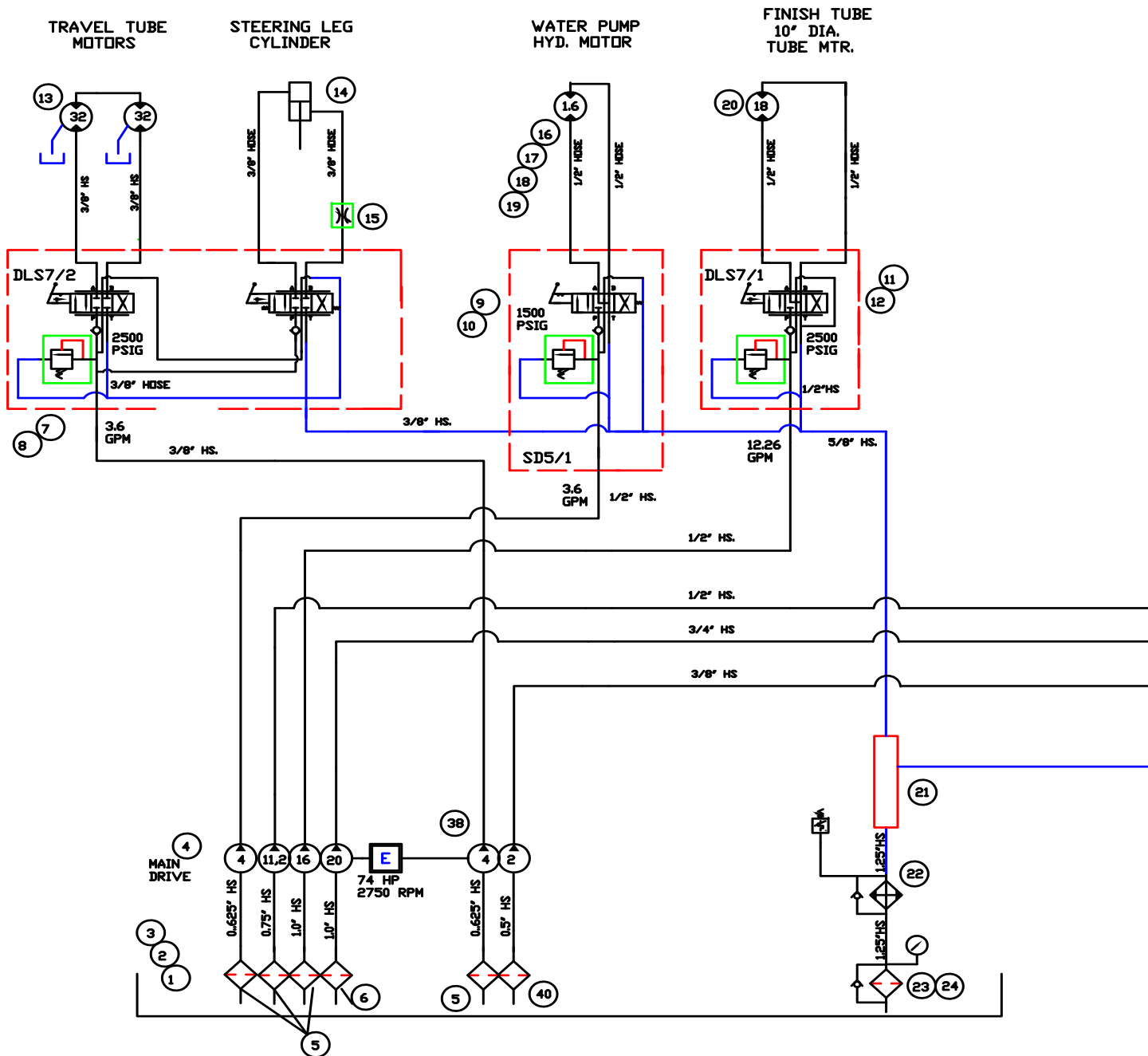
Hydraulic Schematic Parts List for 18 to 30 ft

SECTION 1 PARTS

ITEM	PART #	DESCRIPTION	QTY
31	068172	Transport Rack Cylinder	3
32	055686	Manifold Cylinder Header	2
33	068171	Header manifold	1
34	049367	Vibration Motor	2
35	077996	Flow Divider, three section	1
36	050451	Vibration Bypass flow control	1
37	049360	Vibration Motor Control valve	1
38	077637	Hydraulic Tandem Gear pump	1
39	068814	Case drain tank header manifold	1
40	040072	TMF-05-5 Suction Strainer	1

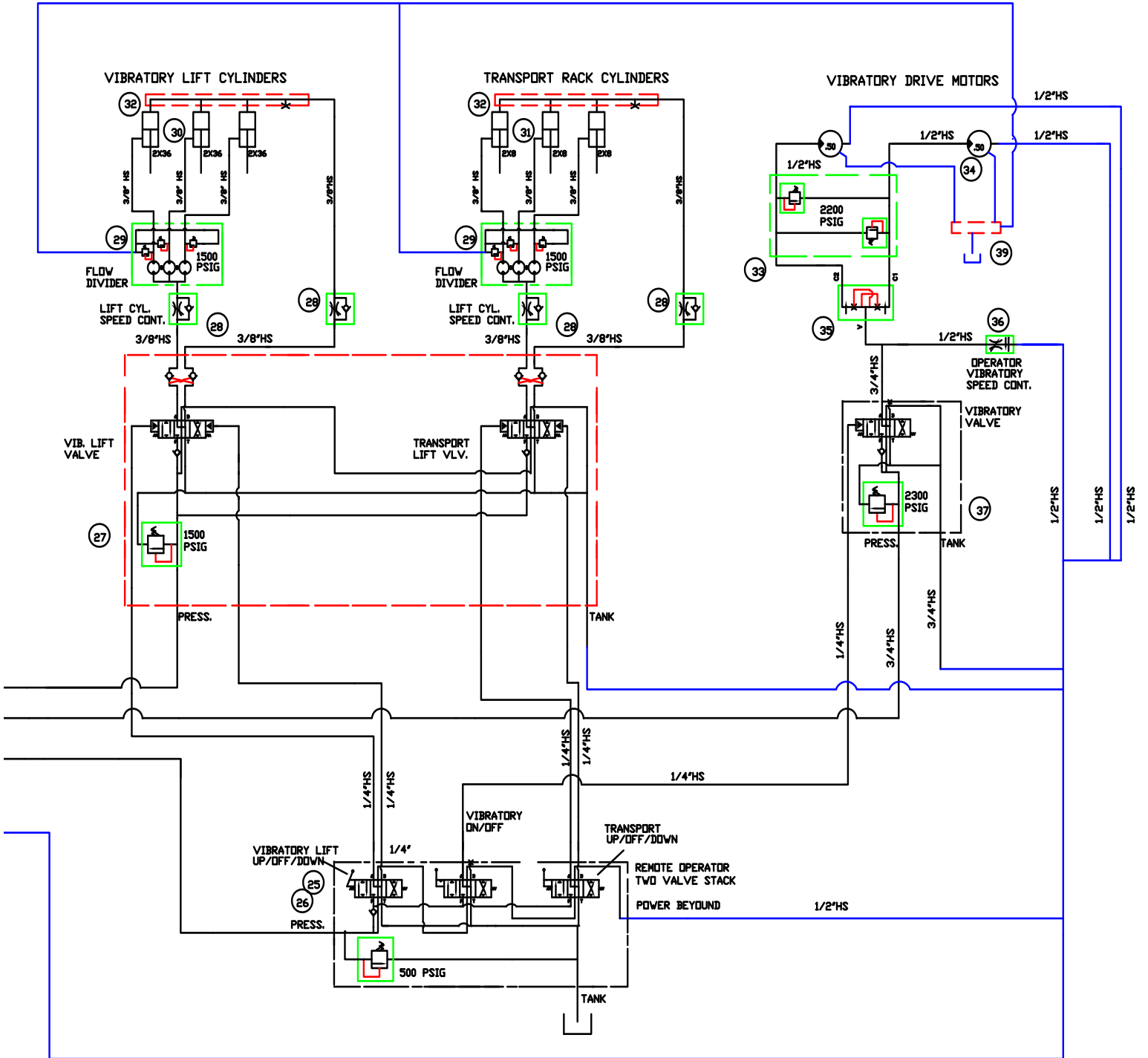
SECTION 1 PARTS

Hydraulic Schematic for 12 to 16 ft



Hydraulic Schematic for 12 to 16 ft

SECTION 1 PARTS



SECTION 1 PARTS

Hydraulic Schematic Parts List for 12 to 16 ft

ITEM	PART #	DESCRIPTION	QTY
1	032960	Weld ring	2
2	032268	Filter Breather assembly	2
3	042844	Temp/Level Gauge assembly	1
4	078133	Hydraulic Quad Pump	1
5	040073	TMF-10-5 Suction Strainer	4
6	049357	TMF-25-5 Suction Strainer	1
7	040066	Two Valve Stack, travel/steering leg	1
8	040074	Control Handle M10x150	2
9	040063	Control Valve, Water Spray	1
10	055078	Control handle M8x150	1
11	040058	Single Valve Stack, finish tube	1
12	040074	Control Handle M10x150	1
13	044652	Hydraulic Travel Motors	2
14	029238	Steering leg Cylinder	1
15	029232	Steering Needle Valve	1
16	040065	Hydraulic Spray motor	1
17	040059	Foot bracket	1
18	040060	Coupling Halves	2
19	040061	Coupling insert	1
20	029231	Hydraulic Finish motor	1
21	049358	Header Manifold	1
22	077632	Hydraulic Cooler	1
-	066143	Temperature Switch	1
-	055127	Connector, for temp. switch	1
23	077633	Filter, Return line assembly	1
24	-	Filter Gauge	1
24A	046241	Fuel Tank level Gauge	1
24B	029413	Relief Valve, for spray	2
24C	047412	Three way ball valve	1
25	077634	Three station pilot control valve, Vib/rack lift/ transport lift	1
26	055078	Control handle M8x120	3
27	077635	Lift/Transport Cylinder Valve Stack	1
28	049089	Flow Control Valves	4
29	077994	Flow Divider, four section	2
30	049366	Vibration lift cylinder	2
31	068172	Transport Rack Cylinder	2

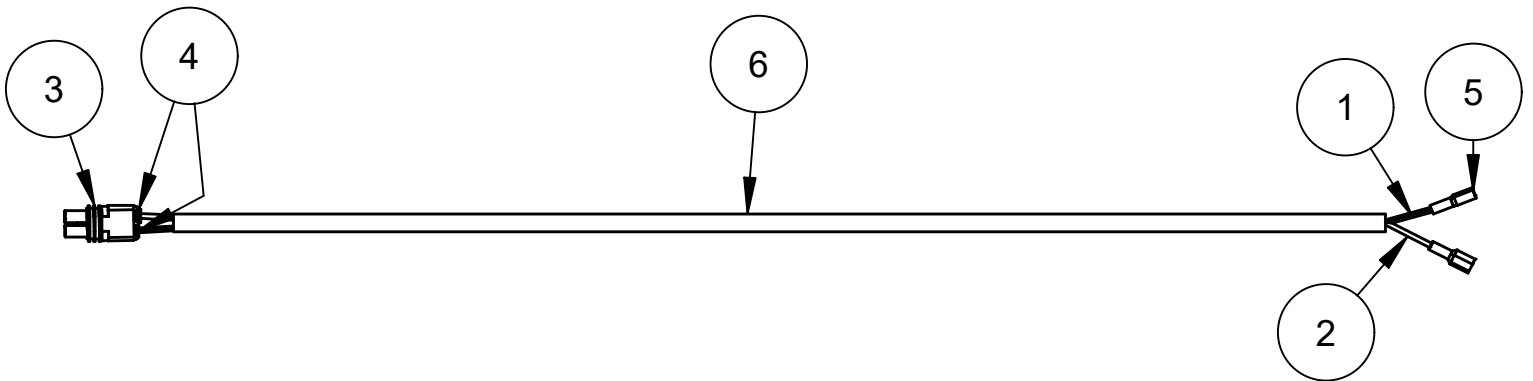
Hydraulic Schematic Parts List for 12 to 16 ft

SECTION 1 PARTS

ITEM	PART #	DESCRIPTION	QTY
32	055686	Manifold Cylinder Header	2
33	068171	N/A	-
34	049367	Vibration Motor	1
35	077996	N/A	-
36	050451	Vibration Bypass flow control	1
37	049360	Vibration Motor Control valve	1
38	077637	Hydraulic Tandem Gear pump	1
39	068814	Case drain tank header manifold	1
40	040072	TMF-05-5 Suction Strainer	1

**SECTION 1
PARTS**

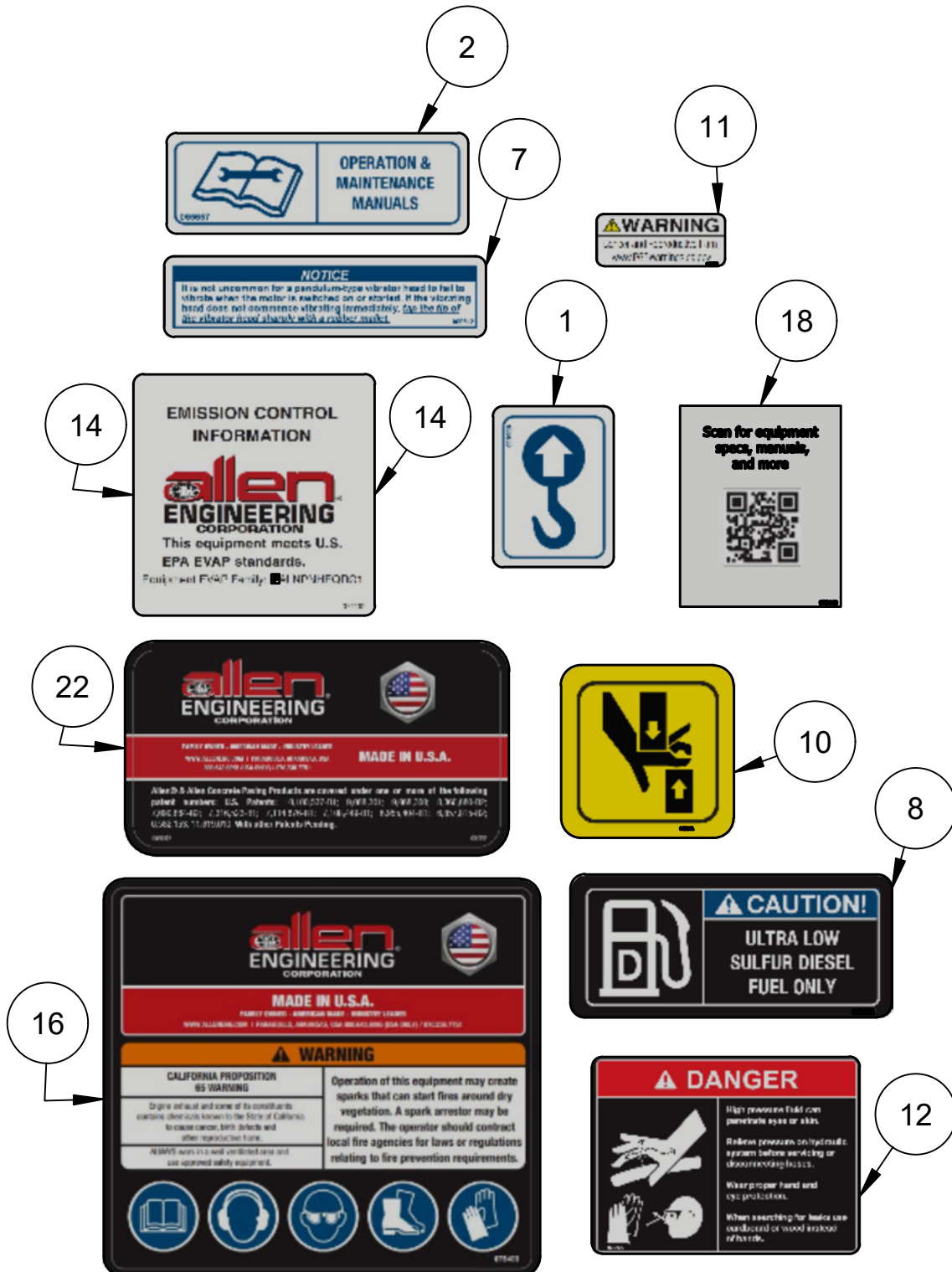
Harness, 23' Gang TRTP Strobe Light



ITEM	PART #	DESCRIPTION	QTY
1	036928	WIRE, 16 AWG RED	21'
2	036931	WIRE, 16 AWG BLACK	21'
3	038641	HOUSING, FEMALE TERM 2 CONTACT	1
4	038648	CAVITY SEAL F/ 16-14 GREY	2
5	039160	SPADE, SMALL FEMALE 18-22 GA INS	2
6	056552	LOOM, 1/4" EASY OPEN WRAP	23'

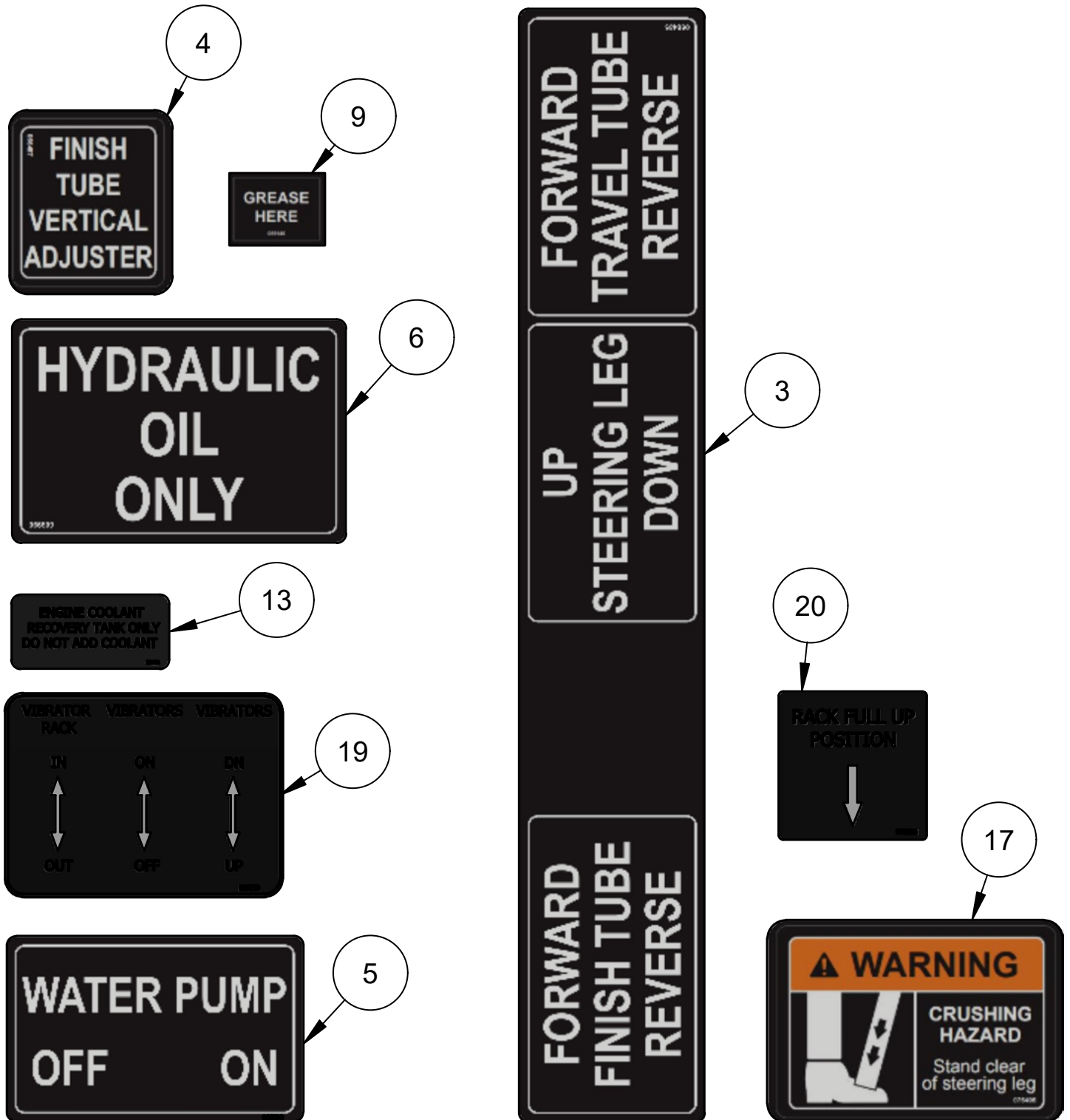
PAGE LEFT BLANK INTENTIONALLY


SECTION 2: DECALS



SECTION 2 DECALS

Decals, TRTP 265





Decals, TRTP 265 Parts List

ITEM	PART #	DESCRIPTION	QTY
-	075889	KIT, TRTP 265 DECAL	1
1	065653	LIFT HOOK	4
2	065657	OPERATOR'S MANUAL	1
3	066485	TUBE DIRECTION	1
4	066497	FINISH TUBE VERTICAL ADJUSTER	2
5	066508	WATER PUMP ON/OFF	1
6	066509	HYDRAULIC OIL ONLY	1
7	066512	VIBRATOR NOTICE	6
8	069138	ULTRA LOW SULFUR DIESEL ONLY	1
9	068140	GREASE HERE	6
10	069141	PINCH POINT	6
11	069225	PROPOSITION 65	1
12	070402	DANGER HIGH PRESSURE WARNING	1
13	071021	ENGINE COOLANT RECOVERY ONLY	1
14	071102	EPA LABEL	1
15	075368	ALLEN CONCRETE PAVERS 24" X 8"	1
16	075400	TRTP AEC INFO/WARNINGS	1
17	075405	STEERING LEG WARNING, CRUSH HAZARD	1
18	075448	QR CODE	2
19	075773	GANG CONTROL	1
20	075888	RACK FULL UP	1
21	076026	DEPTH GAUGE RULE	1
22	076042	ALLEN MATER PATENT LIST	1
23	076044	265 TRTP END CAP 34" X 7"	1
24	078191	MADE IN AMERICA (NOT SHOWN)	1

Revision Details

MANUAL REVISION DETAIL

REVISION #	REVISION DATE	REVISION REFERENCE #	REVISION BY
	11/23	Initial Release	MK
A	04/26	Add 18-30ft, 12-16ft hyd schematics.	MK



AEC FACTORY & HEADQUARTERS

819 S. 5TH STREET
PARAGOULD, ARKANSAS 72450
870.236.7751
800.643.0095 (TOLL FREE (USA ONLY))

MAILING

PO BOX 819
PARAGOULD, ARKANSAS 72451

ALLENENG.COM

CONNECT WITH US ON SOCIAL

